

INNOVATE OR DIE



2007
BIKES 

A HISTORY OF INNOVATION

BY RIDERS **FOR RIDERS**

WE'RE RIDERS. ALWAYS HAVE BEEN. As far back as the 1970's we were crazy enough about bikes and riding to search the world over for just the right piece of hardware—a frame, a crank, a tire—anything



FOR THREE DECADES our passion for riding and innovation has fueled our vision to become the best cycling brand in the world.

that would make our daily rides even the smallest bit better. There were many times when the specific product that we had in our mind's eye simply didn't exist, so, relying on our passion for riding and keen desire to innovate, we started making new and different products ourselves. Passion and innovation were the secrets to our early success and have been the bedrock of our business ever since. We never would've made breakthroughs like the original Stumpjumper, carbon-and-titanium Epic Ultimate, or our new Roubaix SL if we didn't have a limitless passion for riding and a desire to innovate.

Making bikes that we want to ride has always kept us up late at night, but if we're to pursue our company's vision to become the best cycling brand in the world, it's up to us to improve the ride of all cyclists, regardless of the type of two-wheeled experience they're seeking. While it's never easy to imagine all the different ways a bicycle can be used, an acute understanding of a rider's desired experience was the point of departure for every piece of equipment that you see in this catalog.

We learned a long time ago that if we're going to improve our ride, your ride, anybody's ride, we've got to develop innovative technologies





TOP PRO RACERS like Commonwealth Games gold medalist Liam Killeen (above) provide vital feedback that helps us improve everyone's time on a bike.

A PASSION FOR RIDING

Back in 1974 when I started Specialized, I made a conscious decision to focus on high-end bicycle components and equipment. I had ridden through Europe and was impressed with the passion people there had for high-tech bikes and equipment. I knew there was a demand for these kinds of products in the States, but supplies were scarce. Following my passion for cycling, I sold just about everything I owned—including my VW bus—to gather the capital to start this company.

I settled on the name Specialized simply because that was how all of us riders referred to high-end components at the time. I had no idea we would come to have such an impact on the growth and accessibility of cycling, but I am pleased that we've been able to make all types of riding more fun for more people. Our founding principle—to focus on the rider's need for functional, technically advanced products that provide a true performance benefit—is even more valid today than it was back when we started. It's what makes us Specialized, and when we successfully deliver on that principle, we make every rider's time on a bike better.

It was our desire to improve everyone's time on a bike that drove us to develop our own line of suspension components including our E150 fork, the lightest and stiffest fork of its

kind, and AFR (Active Functional Response) Shocks, which feature a host of innovations, including our Spike Valve and Brain Fade technologies. Suspension is one of the most complicated parts of a bike, and by integrating the design of our time-tested FSR suspension and bicycle chassis with forks and shocks, we're able to control every element of the ride of our bikes.

The new Roubaix SL is also the result of our drive to improve the people's riding experiences. It's the lightest endurance road bike out there and, because it boasts greater vertical compliance than letting 30psi out of your tire, provides the smoothest ride around.

Although we've been in business for over three decades, we still have an amazing passion for riding and for creating innovative bicycles and equipment. Thanks to passionate cyclists who believe in Specialized and the gear that we make, it feels like we're just warming up.

Thanks for supporting our company and our family of independent bicycle dealers around the world. Now, let's go riding!



WARNING: The actions depicted in this catalog are potentially dangerous. The riders seen are experienced experts or professionals. Refer to your owner's manuals for instructions regarding the safe use of your bicycle or equipment. Do not attempt to duplicate any stunts that are beyond the capabilities of your bicycle or your own capabilities. Always wear the appropriate safety equipment.

CONTENTS

02	Heritage	34	Freeride
04	Who We Are	36	Freeride Technology
06	Founding Principles	38	SX Trail – Light Freeride
08	Bike Headliners	40	Enduro – Aggressive All Mountain
10	Equipment Headliners	42	Demo/BigHit – Freeride & DH
12	Designs For Women	44	P.Series – Progressive Hardtail
14	Mountain	46	Stumpjumper – Competitive XC Hardtail
16	FACT Mountain Technology	48	Stumpjumper Classic – Classic Mountainbike
18	Suspension Technology	50	Rockhopper – Recreational XC Hardtail
20	Enduro SL – All Mountain	52	Hardrock – ATB
24	Stumpjumper FSR – XC Trail	54	Road
28	FSRxc – XC Trail	56	FACT Road Technology
32	Epic – Competitive XC	58	Tarmac – Competitive Road



- 62 **Allez** - Competitive Road
- 68 **Roubaix** - Performance Endurance Road
- 76 **Sequoia** - Recreational Endurance Road
- 78 **Transition** - Triathlon/TT Racing
- 80 **Langster** - Velodrome/Fixed Gear Road
- 82 **Fatboy** - Cruiser
- 84 **Multi-Street**
- 86 **Tricross** - Freeroad
- 88 **Globe City** - Performance Urban/Utility
- 92 **Globe** - Performance Urban/Utility
- 94 **Sirrus** - Performance Fitness
- 96 **Crosstrail** - Performance All Road

- 98 **Crossroads** - Comfort Street
- 100 **Expedition** - Comfort ATB
- 102 **Designs for Women**
- 104 **Ruby** - Women's Performance Road
- 108 **Dolce** - Women's Performance Road
- 112 **Designs for Women** - Performance Mountain
- 114 **Designs for Women** - Recreational Mountain
- 116 **BMX/Kids**
- 118 **Fuse** - Dirt/Street/Vert
- 120 **Hotrock** - Kids Mountain
- 128 **Specifications**
- 144 **Geometries**

OUR DEVELOPMENT PROCESS

YOUR RIDE **STARTS HERE**

SPECIALIZED WAS FOUNDED IN 1974 with the simple guiding principle that if the company focused on a rider's need for functional and technically advanced cycling equipment that provided real performance benefits, it would be successful.

OVER THREE DECADES LATER, there are many more ways to ride, but the same founding principle is still the beating heart of the company.

But what is a “rider’s need” or a “real performance benefit?” The answer is that a rider’s need stems from the experience that individual wants to have while out on a ride. A bike or piece of equipment offers a real performance benefit if it has the right stuff to enable the rider to achieve that experience, regardless of whether it’s winning a stage in the Tour de France or riding without training wheels for the first time.

That’s where our development process comes into play. Once our product manager (who acts like the president of smaller company within Specialized) develops an acute insight and understanding of a specific experience—for example, what experience a performance-oriented female road rider seeks—they figure out what features are required to deliver it. Then they develop them: things like the ergonomics, geometry, tubing dimensions and profiles and specific components. Combined, these attributes will guarantee that the rider will have a greater fulfillment of their desired riding experience than ever before.

To fully realize the target attributes of any product involves an incredible amount of insight and effort on the part of product managers, engineers, designers, fabricators and testing specialists. This insight also results in new technology, inventions so novel they are awarded patents and first-place medals in design contests. While we like medals and pats on the back, all our effort is in the name of making your time on a bike better.





BIKE HEADLINERS



DESIGNS FOR WOMEN BIKES AND EQUIPMENT

It's for: Women looking for full-on performance on or off-road and deserve gender-specific product features

The big deal: Our Designs for Women bikes, like the Ruby pictured here, let you hammer the road or shred the trail with abandon.

- Bikes feature dedicated geometry and frames to better fit the female form and yield lighter, smoother riding bikes. Saddle, handlebar and other specs are tuned for women.
- Our shoes, equipment and apparel have become the choice of women everywhere due to the peerless design and scientifically developed gender-specific features.

Where: Pages 102 Ruby, Dolce and Vita road bikes
Pages 112 Designs for Women Mountain Bikes.

Page 96 of the Equipment catalog (Flip this book over to the equipment side.)



ENDURO SL

It's for: Riders who ride off-road for fun and adventure and demand a light, nimble bike and appreciate a generous helping of high-quality suspension to get the job done when the trail turns technical

The big deal: The Enduro SL is the best All Mountain bike ever.

- A full six inches of travel and a total weight of around 27 pounds.
- Nothing as capable is nearly as light.
- Suspension duties are handled by our new FutureShock fork and AFR shock that were developed as a part of the whole. That integrated approach yields more control and efficiency to make the ride up a breeze and the ride down a blast.
- Proven Enduro geometry and refined FSR telemetry turn the Enduro SL into an extension of your body out on the trail.

Where: Page 16 Enduro SL.

ROUBAIX SL

It's for: Riders who want to ride the road faster and longer than ever.

The big deal: The world's first Endurance Road bike just got better.

- An approximately 1,100 gram frame that is laterally as stiff and efficient as our full-bore Tarmac race rig, yet is the smoothest riding bike on the road.
- The refined all-carbon chassis uses FACT Az1 construction, making it lighter, more efficient and smoother riding than ever.
- Second-generation Zertz dampers, in concert with an ingenious 'S' bend seat stay design combines to provide a smoother ride than letting 30 psi out of your tires.
- The ergonomic geometry allows just the right body position for long-haul performance.

Where: Page 68 Roubaix.



GLOBE / GLOBE CITY

It's for: Riders who believe that riding a bike is better than driving a car.

The big deal: This bike can not only save the world, it can improve your health and save you money.

- The Globe is a stripped-down street rocket with a utilitarian bent that will get you to work on time.
- The Globe City is the lightest fully-decked out bike in its class with fenders, lights and racks.

Where: Page 92 Globe, Page 88 Globe City.



EQUIPMENT HEADLINERS

ROVAL RAPIDE STAR WHEEL

It's for: Riders who want to finish a 20-mile ride 30 seconds faster than on their old wheels.

The big deal:

- The revolutionary Star hub has half the frontal area of a normal hub, which means it's drag is half which means you ride faster.
- Intelligent, aero spoke lacing on all Roval wheels makes them faster and lighter.
- Custom carbon and aluminum alloy rims are designed to fulfill varied applications.
- Proprietary spoke nipple/rim interface improves durability by perfectly aligning forces in spoke, nipple and rim.

Where: Page 28 of the Equipment catalog (Flip this book over to the equipment side.)



SPECIALIZED OPTICS

They're for: Riders who like to see the road or trail in the widest range of conditions possible.

The big deal: Adaptalite™ lens technology provides riders the benefit of automatically adjusting to light conditions—completely eliminating the need to change lenses.

- NXT® lens material is more protective, and lighter than other lens materials.
- Innovative design results in models like the Arc, the lightest cycling glasses in the world.
- Road and off-road tints are formulated to enhance vision for what's most important to see in those environments.

Where: Page 6 of the Equipment catalog (Flip this book over to the equipment side.)



PRO ROAD SHOE

It's for: Riders who want to improve their efficiency and ride the road in greater comfort.

The big deal: Scientifically developed Body Geometry technology is proven to increase efficiency and endurance.

- Patent pending X-link™ closure system offers secure ankle control and unmatched adjustability.
- Lightweight FACT full carbon sole ensures maximum efficiency.
- Engineered Micromatrix upper is light, durable and supple fitting.
- Exceptionally light at approximately 560g per pair (in a size 42).

Where: Page 19 of the Equipment catalog (Flip this book over to the equipment side.)



DESIGNS FOR WOMEN


MEN, WOMEN. THE SAME? Both enjoy riding more when using bikes and equipment that are designed specifically for their anatomy and the way they ride.

At Specialized, our approach to women's products, as with all others, is to determine who the customer is and what her unique needs are before we begin the design and development process. That allows us to create a complete package of bicycles and equipment that properly fits women's bodies and suits the way women really ride. Everything from the geometry to the frame tubing, and from the components to the graphics, has been focused on making her riding experience the absolute best. Our entire Designs for Women line is not a batch of diluted men's offerings, but uncompromised performance, fit and style envisioned for and created by women riders.

We're tireless in our efforts to make the best women's products possible, and we learn more every day through our own research and feedback from all types of riders the world over. We also anticipate a female rider's needs with the use of statistical anatomic data and psychographic profiles. The basic differences between men and women are easy to peg, but creating great bikes and equipment based on those differences takes lots of time, effort and expense.

After years of research, refinement and testing, our team of female product managers and developers has created the best and most extensive line of women's-specific products available—including bikes and equipment for all types of road, off-road, and casual riding.

Call us crazy, but by seeing men and women as the same, we've been able to get more women on more bikes more often, all having more fun and riding with more confidence and greater ease than ever.





**FIND DESIGNS FOR WOMEN
ON THESE PAGES:**

- 104** Ruby
- 108** Dolce
- 112** Epic Marathon
- 112** Stumpjumper FSR
- 113** FSR XC
- 113** Stumpjumper HT
- 115** Rockhopper
- 115** Hardrock Sport
- 115** Hardrock XC

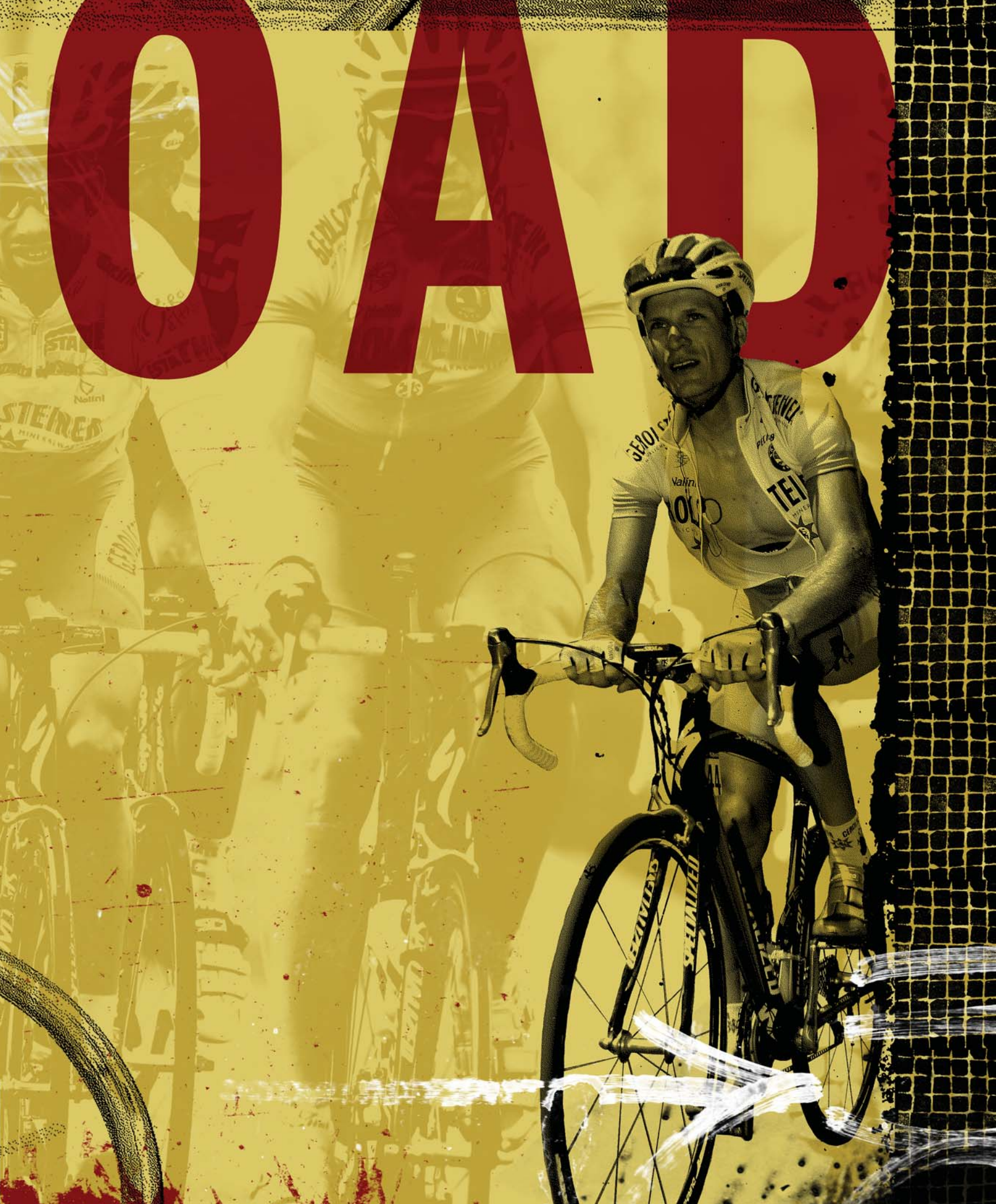


Technology tuned to push the limits of speed and endurance.

- 58 Tarmac - Competitive Road
- 62 Allez - Competitive Road
- 68 Roubaix - Performance Endurance Road

- 76 Sequoia - Recreational Endurance Road
- 78 Transition - Triathlon/TT Racing
- 80 Langster - Velodrome/Fixed Gear Road

OAD



FACT ROAD

OUR CARBON TECHNOLOGY IS TUNED TO YOUR EXPERIENCE Our proprietary FACT (Functional Advanced Composite Technology) allows us to develop the best complete-performance road frames and components for specific applications through an integrated-development approach to design, material choice, and fabrication method.


REGARDLESS OF THE EXPERIENCE a rider is seeking, Specialized's purpose is to make bikes and equipment that enable all types of cyclists to get more enjoyment from every ride.

More than just a type of material, FACT (Functional Advanced Composite Technology) is a combination of sound engineering, cutting-edge fabrication techniques, intelligent material selection, tireless prototyping, and an endless cycle of testing that enables us to create the best ride possible.

FACT always starts with the demands of the riding experience we are trying to advance, and results in bikes and equipment with proven performance benefits, including:

- **Incredibly low weight**
- **Category-leading efficiency**
- **Exceptionally high strength**
- **Flawless handling**

THE ROUBAIX SL delivers a smoother ride than letting 30 psi out of your tire through its engineered seat-stay shape and second-generation Zertz vibration-damping inserts.



FOUR STEPS TO THE **PERFECT RIDE**

THE EXPERIENCE A SPECIFIC FRAME is intended to deliver determines the materials we use, the design we select, and the manufacturing process we employ so that we can provide the maximum performance for that type of riding.

DESIGN: Every FACT frame is optimized for experience-specific performance. Once our design and engineering team understands the experience that a particular bike is being created to fulfill, we prioritize a number of attributes, such as lateral and torsional rigidity for efficiency and handling; vertical compliance for ride quality; requisite strength and overall weight depending on the intended application. Then we engineer the shape of the frame to align materials to their best advantage.

MATERIAL CHOICE: Every FACT frame employs materials that provide optimized strength to weight and stiffness to weight ratios. When considering carbon for a given application, our engineers primarily consider two factors: stiffness and strength. Stiffness is the primary driver in materials selection for road projects, because peak loads are lower on a road bike than a mountain bike, and because lateral and torsional stiffness are critical for efficiency and handling of a road bike.

FABRICATION: Between the unsurpassed monocoque fabrication methods and multiple Lay-Up Schedule Development (LSD) revisions, FACT frames are as light, strong, efficient, and precise handling as possible. FACT road frames employ one of two types of monocoque manufacturing methods—Triple Monocoque or Az1. Our proprietary Az1 Sequentially Cured Monocoque construction method is unsurpassed in the strength and stiffness to weight that it yields. Our Triple Monocoque method results in best-in-class performance. By exhaustively revising the LSD, our engineers precisely tune the ride and performance of any frame.

TESTING: In addition to test riders logging thousands of hours on every frame, we perform measurable, repeatable tests in our state-of-the-art lab. Our testing allows us to compare different revisions of our frames during the development cycle—the result is something you'll feel on your next ride.

THIS IS ONLY A TEST FACT frames and components are revised and optimized during the development process based on field and lab test data generated by Joe Cahoon, Sam Pickman, Matt Bandfield and Alan Coats (from left to right).





TARMAC

BUILT TO TAME THE TOUR, OR YOUR FAVORITE RIDE Our feathery FACT carbon Tarmac is so light and quick, the finish line will barely know it's being crossed.

THERE MIGHT NOT EVEN BE A FINISH LINE in your race; simply staying a tire length or two in front of your friends on a given day might be your mission. To do that you need a steed designed for raw speed and efficiency that's still light, sharp-handling and smooth-riding. Designed in cooperation with the Specialized-sponsored Gerolsteiner squad, our monocoque FACT carbon Tarmac is all that and more. With unsurpassed Az1 sequentially cured monocoque construction, the Tarmac will whisper to the scales and murmur sweet nothings to the finish line—wherever it might be.



TARMAC PRO FRAME

- Specialized FACT 8r carbon frame, Az1 construction, compact race design
- Specialized FACT monocoque carbon fork; full carbon legs, crown and steerer
- Specialized Pro SL seatpost, FACT carbon w/ Zertz insert, 27.2mm





Experience **COMPETITIVE ROAD**

TARMAC PRO

- Specialized FACT 8r carbon, Az1 construction, compact race design
- Specialized FACT monocoque carbon fork; full carbon legs, crown and steerer
- S-Works FACT carbon stem, 31.8mm handlebar clamp
- S-Works SL FACT carbon aero handlebar, short-reach drop, 31.8mm clamp
- Shimano Dura-Ace 20 speed drivetrain with FSA carbon crankset
- Mavic Ksyrium Elite high-performance wheelset
- Body Geometry Toupé Team, superlight foam, carbon-reinforced base, hollow Ti rails, microfiber cover

SAY AS-ONE Found on our Tarmac Pro, Az1 construction (“as one”) is unsurpassed by any other composite manufacturing method for strength-to-weight and stiffness-to-weight ratios. How do we do it? A proprietary process of creating discrete carbon monocoque sections, which are

seamlessly integrated into a single chassis, allows us to optimize each section of the frame for the exact strength, stiffness and ride qualities necessary.



TARMAC PRO (COMPACT)

- Specialized FACT 8r carbon, Az1 construction, compact race design
- Specialized FACT monocoque carbon fork; full carbon legs, crown and steerer
- S-Works FACT carbon stem, 31.8mm handlebar clamp
- S-Works SL FACT carbon aero handlebar, short-reach drop, 31.8mm clamp
- Shimano Dura-Ace/Ultegra 20-speed drivetrain
- FSA SLK MegaExo 2-piece carbon crankset, 50/34T
- Mavic Ksyrium Elite high-performance wheelset
- Body Geometry Toupé Team, superlight foam, carbon-reinforced base, hollow Ti rails, microfiber cover



TARMAC

BUILT TO TAME THE TOUR, OR YOUR FAVORITE RIDE Our feathery FACT carbon Tarmac is so light and quick, the finish line will barely know it's being crossed.

Red



TARMAC EXPERT (FRAME)

- Specialized FACT 6r carbon frame, triple monocoque construction, compact race design, Zertz inserts
- Specialized FACT monocoque carbon fork; full carbon legs, crown and steerer w/ Speed Zertz
- Specialized Pavé FACT carbon seatpost w/ Zertz insert, 27.2mm



Carbon



TARMAC EXPERT

- Specialized FACT 6r carbon frame, triple monocoque construction, compact race design, Zertz inserts
- Specialized FACT monocoque carbon fork; full carbon legs, crown and steerer w/ Speed Zertz
- Specialized Pro-Set lightweight stem and Specialized Pro, 7050 alloy bar, short-reach drop, ergonomic top shaping, 31.8mm clamp
- Shimano Dura-Ace, short-cage rear derailleur
- FSA SL-K MegaExo, 2-piece carbon crankset
- Mavic Ksyrium Equipe wheelset
- Body Geometry Toupé Team saddle

Experience **COMPETITIVE ROAD**



Tarmac Expert



Red



Gerolsteiner

TARMAC EXPERT TRIPLE

- Specialized FACT 6r carbon, triple monocoque construction, compact race design, Zertz inserts
- Specialized FACT monocoque carbon fork; full carbon legs, crown and steerer w/ Speed Zertz
- Specialized Pro-Set lightweight stem, 3D forged alloy, 4-bolt 31.8mm bar clamp, 4-position adjustable
- Specialized Pro, 7050 alloy, short-reach drop, ergonomic top shaping, 31.8mm
- Shimano Dura-Ace, long-cage rear derailleurs
- FSA SL-K MegaExo, 2-piece carbon crankset
- Mavic Ksyrium Equipe wheelset
- Body Geometry Toupé Team, superlight foam, carbon-reinforced base, microfiber cover

TARMAC COMP

- Specialized FACT 6r carbon, triple monocoque construction, compact race design, Zertz inserts
- Specialized FACT monocoque carbon fork; full carbon legs, crown and steerer w/ Speed Zertz
- Specialized Pro-Set lightweight stem and Specialized Pro, 7050 alloy bar, short-reach drop, ergonomic top shaping, 31.8mm clamp
- Shimano 105 10-speed components w/ Ultegra, short-cage rear derailleur
- Mavic Aksium wheelset
- Body Geometry Toupé Team saddle



Orange



Carbon/Red

ALLEZ

ONE NAME SAYS IT ALL For more than 25 years, the Allez has been pushing riders to go faster.



Experience **COMPETITIVE ROAD**



YOU DON'T RIDE EVERY DAY, but on those early mornings when you do get out, you need a dependable riding partner—one who'll push you every step of the way. Clip into the pedals of the Allez, point it up your favorite grade, and you'll feel all your power being transformed into forward movement. No wasted energy, no adornments, just our best technology—FACT carbon, E5 Advanced Alloy and A1 Premium Aluminum.



ALLEZ

ONE NAME SAYS IT ALL For nearly three decades, the Allez has been pushing riders to go faster.



Brushed

ALLEZ EXPERT DOUBLE

- Specialized E5 AEROTEC, fully manipulated Columbus tubing, compact race geometry, FACT carbon seatstays with Zertz inserts
- Specialized FACT monocoque carbon fork legs, crown, and steerer with Zertz inserts
- Specialized Pro-Set lightweight stem, 3D forged alloy, 4-bolt 31.8mm bar clamp, 4-position adjustable
- Specialized Pro lightweight handlebar, all aluminum, racing drop, 31.8 clamp
- Shimano Ultegra group
- Shimano Ultegra wheelset



Flo Red

ALLEZ EXPERT TRIPLE

- Specialized E5 AEROTEC, fully manipulated Columbus tubing, compact race geometry, FACT carbon seatstays with Zertz inserts
- Specialized FACT monocoque carbon fork legs, crown, and steerer with Zertz inserts
- Specialized Pro-Set lightweight stem, 3D forged alloy, 4-bolt 31.8mm bar clamp, 4-position adjustable
- Specialized Pro lightweight handlebar, all aluminum, racing drop, 31.8 clamp
- Shimano Ultegra group
- Shimano Ultegra wheelset



Brushed



ALLEZ PRO

- Specialized E5 AEROTEC, fully manipulated Columbus tubing, compact race geometry, FACT carbon seatstays with Zertz inserts
- Specialized FACT monocoque carbon fork legs, crown, and steerer with Zertz inserts
- S-Works FACT carbon stem, magnesium face plate, 31.8mm clamp
- S-Works FACT carbon aero handlebar, racing drop, ergo/aero shaping, 31.8mm clamp
- Shimano Dura-Ace Group
- Shimano Dura-Ace Wheelset



Red

ALLEZ COMP DOUBLE

- Specialized E5 frame, fully manipulated Columbus E5 SLX tubing, compact race design, FACT carbon seatstays w/ Zertz inserts
- Specialized FACT fork, carbon steerer and fork legs w/ Zertz inserts
- Specialized Comp-Set, 3D forged alloy stem and Specialized Expert bars, 6061 alloy, short-reach drop, ergonomic top shaping, 31.8mm clamp
- Shimano 105 10-speed component group
- Mavic Aksium wheelset



White/Red

ALLEZ ELITE DOUBLE

- Specialized A1 Premium Aluminum frame, fully manipulated tubing, compact race design, FACT carbon seatstays w/ Zertz inserts
- Specialized FACT fork, carbon steerer and fork legs w/ Zertz inserts
- Specialized Comp-Set, 3D forged alloy stem and Specialized Expert bars, 6061 alloy, short-reach drop, ergonomic top shaping, 31.8mm clamp
- Jalco GX460 rims
- Specialized Body Geometry Alias saddle



Silver

ALLEZ ELITE TRIPLE

- Specialized A1 Premium Aluminum frame, fully manipulated tubing, compact race design, FACT carbon seatstays w/ Zertz inserts
- Specialized FACT fork, carbon steerer and fork legs w/ Zertz inserts
- Specialized Comp-Set, 3D forged alloy stem and Specialized Expert bars, 6061 alloy, short-reach drop, ergonomic top shaping, 31.8mm clamp
- Jalco GX460 rims
- Specialized Body Geometry Alias saddle





ALLEZ

ONE NAME SAYS IT ALL For nearly three decades, the Allez has been pushing riders to go faster.



THE SPECIALIZED ENGINEERING TEAM

If we're not continually improving people's time on a bike, then we're not doing our job," says Specialized's VP of Engineering Mark Schroeder. Working with a team that includes Luc Callahan, Kyle Chubbuck, Gui Lefebvre, Jason Chamberlain, Jeremy Thompson, Jan Talavasek (guys with a first name that starts with 'J' are not pictured), Schroeder and his team continually refine the design of every Specialized bike, that leads to better bikes and equipment for everyone.

ALLEZ DOUBLE

- Specialized A1 Premium Aluminum frame, fully manipulated tubing, compact road design, integrated headset, hourglass speedstays
- Specialized carbon fork, carbon fiber legs, aluminum steerer
- Specialized Sport, 3D forged alloy stem and Specialized Comp bars, 6061 alloy, short-reach drop, 31.8mm
- Shimano Tiagra rear derailleur, short cage
- Jalco GX460 rims, alloy triple wall, machined sidewalls and Specialized forged alloy hubs and straight pull spokes

Red/Black

Black/Silver



Black/Silver



ALLEZ TRIPLE

- Specialized A1 Premium Aluminum frame, fully manipulated tubing, compact road design, integrated headset, hourglass speedstays
- Specialized carbon fork, carbon fiber legs, aluminum steerer
- Specialized Sport, 3D forged alloy stem and Specialized Comp bars, 6061 alloy, short-reach drop, 31.8mm
- Shimano Tiagra rear derailleur, short cage
- Jalco GX460 rims, alloy triple wall, machined sidewalls and Specialized forged alloy hubs and straight pull spokes

Red/Black

Gerolsteiner



ALLEZ JUNIOR COMP

- Specialized E5 frame, fully manipulated Columbus E5 SLX tubing, Junior-Specific compact road design, FACT carbon seatstays w/ Zertz inserts
- Specialized FACT fork, carbon steerer and fork legs w/ Zertz inserts
- Shimano 105 10-speed component group
- Mavic CXP22 rims, alloy triple-wall, machined sidewalls w/ eyelets and specialized forged alloy hubs, straight pull spokes
- Stainless 14g, straight-pull aero spokes
- Specialized Junior saddle, full padding
- 45x12 race-legal largest gear

Black/Silver



ALLEZ JUNIOR DOUBLE

- Specialized A1 Premium Aluminum frame, fully manipulated tubing, junior-specific compact design, integrated headset, hourglass speedstays
- Specialized FACT carbon fork, carbon fiber legs, Cro-Mo steerer
- Specialized Comp bars, 6061 alloy, short-reach drop, 26.0mm
- Mondo Pro tires, 24x1", wire bead, 120TPI
- Specialized Junior saddle, full padding

ROUBAIX

GOING FAST WHILE GOING LONG just got easier.
From northern France to Santa Monica, our Roubaix makes choosing between going fast and going long a thing of the past.



Experience **PERFORMANCE**
ENDURANCE ROAD

YOU PROBABLY DON'T LIVE anywhere near the gritty industrial town in northern France that we've named our go-fast, go-long Roubaix line after, but your favorite rides still demand a bike that offers as much compliance and ergonomic efficiency as they do speed. Our Roubaix family of bikes combines high performance and advanced ergonomics for a chassis that's as light as it is dependable, and as quick as it is compliant. So you no longer have to choose between riding fast and riding long.





ROUBAIX

GOING FAST WHILE GOING LONG JUST GOT EASIER From northern France to Santa Monica, our Roubaix makes choosing between going fast and going long a thing of the past.



Black

Red



ROUBAIX PRO

- Specialized FACT 8r carbon, A21 construction, compact design, Zertz inserts
- Specialized FACT monocoque carbon fork; full carbon legs, crown and steerer w/ Zertz inserts
- S-Works FACT carbon stem and S-Works SL FACT carbon aero handlebar, short-reach drop, 31.8mm clamp
- Shimano Dura-Ace, 10-speed STI shifters and rear derailleur
- FSA K-Force MegaExo, 2-piece compact carbon crankset w/ 50x34T chainrings
- Roval Classique Fusee wheelset
- Specialized Roubaix Pro tires
- Body Geometry Toupé Gel

ROUBAIX FRAMESET

- Specialized FACT 6r carbon frame, triple monocoque construction, compact design, Zertz inserts
- Specialized FACT monocoque carbon fork; full carbon legs, crown and steerer w/ Zertz inserts
- Specialized Pavé FACT carbon seatpost w/ Zertz insert, 27.2mm

Experience **PERFORMANCE**
ENDURANCE ROAD



Pro



Red



Gerolsteiner

ROUBAIX EXPERT COMPACT

- Specialized FACT 8r carbon frame, Az1 construction, compact design, Zertz inserts
- Specialized FACT monocoque carbon fork; full carbon legs, crown and steerer w/ Zertz inserts
- Specialized Pro-Set lightweight stem and Specialized Zertz Pro 2014 alloy bar w/ Zertz damper, short-reach drop, ergonomic top shaping, 31.8mm
- SRAM Rival component group
- Mavic Ksyrium Elite wheelset
- Specialized Roubaix Pro tires
- Body Geometry Toupé Gel saddle

ROUBAIX EXPERT TRIPLE

- Specialized FACT 8r carbon frame, Az1 construction, compact design, Zertz inserts
- Specialized FACT monocoque carbon fork; full carbon legs, crown and steerer w/ Zertz inserts
- Specialized Pro-Set lightweight stem and Specialized Zertz Pro 2014 alloy bar w/ Zertz damper, short-reach drop, ergonomic top shaping, 31.8mm
- FSA SL-K MegaExo, 2-piece triple carbon crankset w/ 50x39x30T chainrings
- Shimano Ultegra brakes, derailleurs, and shifters
- Shimano R6600 wheelset
- Specialized Roubaix Pro tires
- Body Geometry Toupé Gel saddle



ROUBAIX

THE LONG ROAD DIDN'T GET SHORTER, JUST LESS PAINFUL The Roubaix changed the paradigm of road bikes; no longer does high performance mean high sacrifice.



Carbon/Red



Carbon/Silver

ROUBAIX COMP COMPACT

- Specialized FACT 6r carbon frame, triple monocoque construction, compact design, Zertz inserts
- Specialized FACT monocoque carbon fork; full carbon legs, crown and steerer w/ Zertz inserts
- Specialized Pro-Set lightweight stem and Specialized Zertz Comp bar, 6061 alloy, Zertz damper, short-reach drop, ergonomic top shaping, 31.8mm clamp
- Shimano 105 10-speed complete group
- Mavic Open Pro rims w/ Specialized forged-alloy hubs, DT spokes
- Specialized Roubaix Pro tires

ROUBAIX COMP TRIPLE

- Specialized FACT 6r carbon frame, triple monocoque construction, compact design, Zertz inserts
- Specialized FACT monocoque carbon fork; full carbon legs, crown and steerer w/ Zertz inserts
- Specialized Pro-Set lightweight stem and Specialized Zertz Comp bar, 6061 alloy, Zertz damper, short-reach drop, ergonomic top shaping, 31.8mm clamp
- Shimano 105 10-speed complete group
- Mavic Open Pro rims w/ Specialized forged-alloy hubs, DT spokes
- Specialized Roubaix Pro tires



Carbon/White

Experience **PERFORMANCE**
ENDURANCE ROAD



Blue Tint



Brushed

ROUBAIX ELITE TRIPLE

- Specialized FACT 6r carbon frame, triple monocoque construction, compact design, Zertz inserts
- Specialized FACT monocoque carbon fork; full carbon legs, crown and steerer w/ Zertz inserts
- Specialized Comp-Set, 3D forged-alloy stem and Specialized Zertz Comp, 6061 alloy bar
- Shimano 105 10-speed drivetrain
- Mavic Open Sport, double wall rims w/ Specialized forged-alloy hubs, straight-pull spokes
- Specialized Roubaix Pro tires



Silver/Black

ROUBAIX

- Specialized E5 frame, fully manipulated Columbus E5 SLX tubing, compact design, FACT carbon seatstays w/ Zertz inserts
- Specialized FACT monocoque carbon fork; full carbon legs, crown and steerer w/ Zertz inserts
- Shimano 105 10-speed drivetrain
- Mavic Open Sport, double wall rims w/ Specialized forged-alloy hubs, straight-pull spokes
- Specialized Roubaix Pro tires



White

PROFILE

Mark Schroeder
Director of Engineering

STOPPING TO PEER INTO *a five-foot-high bin of carbon fiber frames that his testing team had recently been pushing to exhaustion, Specialized's Director of Engineering Mark Schroeder offers an explanation. "All of our testing, both in the lab here at Specialized headquarters and out on the road, is because we're here to make the best bikes possible," says Schroeder. "Over the years, we've learned that we can only do that by first understanding the experience that a rider wants to have, and then we design, test and refine to meet that need."*

In order to guarantee that the bikes Specialized makes meet the needs of all different kinds of riders, Schroeder and the rest of the design, engineering, and product development teams rely on a system that ensures that everything they make has been specifically designed and maximized for the exactly the kind of riding that they'll be used for. "If you work at Specialized, you're probably a bike nut and we'd love to get lost just making bikes that we think are cool," says Schroeder. "So we rely on a program called Specialized Development Integration (SDI)—it helps us identify the ultimate use for a product and guides us through design, engineering and testing in order to deliver the best product available for any kind of riding."

The new Roubaix SL is a perfect example of how Schroeder and his team use SDI to make products that are designed to enhance a particular type of riding. "Road riders everywhere were telling us that they wanted to ride longer and faster with greater ease than ever," says Schroeder. "So, we started with that experience as the endpoint and designed, engineered, and tested in both the lab and under as many endurance road riders as we could, until we created a bike that was light, stiff, vertically compliant, and completely efficient."

"Road riders everywhere were telling us that they wanted to ride longer and faster with greater ease than ever. So we created a bike that was light, stiff, vertically compliant, and completely efficient."

Through the testing element of SDI, Schroeder and his team are able to guarantee that every bike and component that goes out the door is designed to withstand even the most extreme user. "Safety is our top priority and our dedication to creating bikes with the best overall performance for any given experience means that we have to create bikes that are safe," says Schroeder. "Our staff of engineers and technicians monitors countless hours of testing to ensure that every frame and component is more than up to the task. We also involve a host of cyclists, including the world's leading athletes, in our field-testing processes." All of which adds to the quality and safety of everything Specialized makes, regardless of the type of rider who'll use it.

"We'll continue to improve every design we make and will always be on the lookout for innovative ways to achieve a lower weight, a boost in torsional rigidity, or greater vertical compliance," says Schroeder. "But never with a single-minded focus on one element—to do so would come at the expense of ride quality, and that's not our goal."



3. LIFTING THE LIFT IS THE SAFEST METHOD
WHENEVER THE LIFTING, LOWERING, OR
MOVING OF THE LIFT IS REQUIRED. ALWAYS
USE THE LIFTING PROCEDURES.

SAFETY WARNING: PREVENTION

OPERATOR	CONDUCTOR	SAFETY	SAFETY
1. LIFTING	2. LIFTING	3. LIFTING	4. LIFTING
5. LIFTING	6. LIFTING	7. LIFTING	8. LIFTING
9. LIFTING	10. LIFTING	11. LIFTING	12. LIFTING
13. LIFTING	14. LIFTING	15. LIFTING	16. LIFTING
17. LIFTING	18. LIFTING	19. LIFTING	20. LIFTING
21. LIFTING	22. LIFTING	23. LIFTING	24. LIFTING
25. LIFTING	26. LIFTING	27. LIFTING	28. LIFTING
29. LIFTING	30. LIFTING	31. LIFTING	32. LIFTING
33. LIFTING	34. LIFTING	35. LIFTING	36. LIFTING
37. LIFTING	38. LIFTING	39. LIFTING	40. LIFTING
41. LIFTING	42. LIFTING	43. LIFTING	44. LIFTING
45. LIFTING	46. LIFTING	47. LIFTING	48. LIFTING
49. LIFTING	50. LIFTING	51. LIFTING	52. LIFTING
53. LIFTING	54. LIFTING	55. LIFTING	56. LIFTING
57. LIFTING	58. LIFTING	59. LIFTING	60. LIFTING
61. LIFTING	62. LIFTING	63. LIFTING	64. LIFTING
65. LIFTING	66. LIFTING	67. LIFTING	68. LIFTING
69. LIFTING	70. LIFTING	71. LIFTING	72. LIFTING
73. LIFTING	74. LIFTING	75. LIFTING	76. LIFTING
77. LIFTING	78. LIFTING	79. LIFTING	80. LIFTING
81. LIFTING	82. LIFTING	83. LIFTING	84. LIFTING
85. LIFTING	86. LIFTING	87. LIFTING	88. LIFTING
89. LIFTING	90. LIFTING	91. LIFTING	92. LIFTING
93. LIFTING	94. LIFTING	95. LIFTING	96. LIFTING
97. LIFTING	98. LIFTING	99. LIFTING	100. LIFTING

Diagram: A schematic diagram showing a lift mechanism with a vertical shaft and a horizontal arm. The diagram is labeled with numbers 1 through 10, corresponding to the table above.

MAX-1



SEQUOIA

LOSE YOURSELF With the Sequoia's long-haul performance, the destination is the journey.

WHERE YOU'RE HEADED NOBODY KNOWS—not even you. But that's OK. Being hopelessly and completely lost on a back road anywhere between Boston and Botswana is pure joy when you've got just the

right long-haul riding partner. We've created our Sequoia with an ergonomic position and just the right blend of responsiveness and compliance for becoming blissfully lost.

SEQUOIA ELITE

- Specialized A1 Premium aluminum frame, fully manipulated tubing, compact design, FACT carbon seatstays w/ Zertz inserts
- Specialized FACT monocoque carbon fork, full carbon legs, crown and steerer w/ Zertz inserts
- Specialized Comp-Set stem and Specialized Zertz Comp bar
- Shimano 105, long cage rear derailleur
- Body Geometry Avatar saddle
- Specialized Pavé II FACT carbon seatpost



Experience **RECREATIONAL
ENDURANCE ROAD**

Sequoia Elite / Red

ROUBAIX REDUX Every Sequoia model uses the same proven geometry as our ride-fast, ride-long Roubaix bikes to enhance ergonomics and handling for Endurance Road riding. This proprietary geometry

includes generous head-tube lengths for ergonomic positioning, slightly longer wheelbases and a tuned head-tube angle for neutral handling.

Black

SEQUOIA

- Specialized A1 Premium aluminum frame, fully manipulated tubing, compact road design, integrated headset, hourglass speedstays
- Specialized FACT fork, carbon steerer and legs w/ Zertz inserts
- Specialized Comp-Set stem and Specialized Expert bar
- Shimano Tiagra, long cage rear derailleur
- Alex R500, 700c rims, alloy double wall, machined sidewalls
- Specialized Comp Road saddle



TRANSITION

THE DIFFERENCE BETWEEN FIRST AND FAR BACK Thanks to a close eye on the details, the Transition has been designed to cheat the wind and beat the competition.

WITH SECONDS MAKING THE DIFFERENCE between first and, well, really far back, the devil in any multisport event is certainly in the details. So it's no surprise that multisport athletes stick energy bars to their top tubes, shave the backs of their shoulders and drill holes in their shoes to allow the, um, water to drain out. It's also no surprise that we've designed our Transition with wind-cheating aerodynamic efficiency and Ironman-winning geometry.



TRANSITION PRO FRAMESET

- Specialized E5 AEROTEC frame, fully manipulated Columbus aero tubing, compact Transition race design
- Specialized FACT monocoque carbon aero fork, carbon legs, crown, and steerer, Speed Zertz
- Specialized Transition carbon seatpost w/ Speed Zertz



TRANSITION EXPERT

- Specialized E5 AEROTEC frame, fully manipulated Columbus aero tubing, compact Transition race design
- Specialized FACT monocoque carbon aero fork, carbon legs, crown, and steerer, Speed Zertz
- Specialized Pro-Set lightweight stem and Specialized Zertz Transition bullhorn bars
- Shimano Ultegra components with Dura-Ace 10-speed bar-end shifters
- FSA SL-K MegaExo, 2-piece carbon crankset
- Mavic Aksium wheelset

Experience **TRIATHLON/
TT RACING**



Black/Red Chrome

TRANSITION PRO

- Specialized E5 AEROTEC frame, fully manipulated Columbus aero tubing, compact Transition race design
- Specialized FACT monocoque carbon aero fork, carbon legs, crown, and steerer, Speed Zertz
- Profile Lava, OS stem and Specialized Zertz Transition bullhorn bars
- Shimano Dura-Ace components with carbon aero brake levers
- FSA K-Force MegaExo, 2-piece carbon crankset
- Zipp, carbon clincher wheelset
- Body Geometry Toupé Gel saddle

CHEATING MOTHER NATURE No, we don't condone cheating, unless it's cheating the wind. And that's exactly what the NACA (National Advisory Committee on Aeronautics) 0050 elliptical airfoil does. NACA engineered this shape to minimize turbulence, and

therefore drag. Working with three-time Ironman winner Peter Reid, we designed the downtube and seatstays on the Transition with the exact NACA airfoil shape at the angle of attack, ensuring maximum wind-cheating efficiency.



Comp/Silver

TRANSITION COMP

- Specialized E5 AEROTEC frame, fully manipulated Columbus aero tubing, compact Transition race design
- Specialized FACT carbon aero Transition fork, carbon legs, aluminum steerer, Speed Zertz
- Specialized Comp-Set, 3D forged alloy stem and Specialized Zertz Transition bullhorn bars, 31.8 clamp, w/ Profile Designs T2 Cobra aero bars
- Shimano Ultegra, 10-speed rear derailleur
- Shimano Dura-Ace, 10-speed bar end shifters
- Mavic Aksium wheelset
- Body Geometry Toupé Team saddle



Black

TRANSITION ELITE

- Specialized E5 AEROTEC, fully manipulated aero tubing, compact Transition design, internal brake and derailleur guides, replaceable derailleur hanger
- Specialized FACT carbon aero Transition Speed Zertz, carbon legs, aluminum steerer
- Specialized Zertz Transition bullhorn bars, 31.8 clamp, with Profile Designs Carbon Stryke aero bars
- Shimano 105, 9-speed, short cage rear derailleur, Dura-Ace, 9-speed bar con shifters
- Body Geometry Transition Pro saddle, microfiber cover, full nose padding, cro-mo rails
- Specialized Transition carbon, aero seatpost with Speed Zertz



Charcoal

TRANSITION MULTI-SPORT

- Specialized A1 Premium aluminum, double-buttressed tubing, compact aero multi-sport design, replaceable derailleur hanger
- Specialized Carbon, carbon fiber legs, Cro-Mo steerer
- Specialized Comp handlebar, alloy racing drop, 26.0 clamp, with Profile Designs Air Stryke aero bars
- Shimano 105, 9-speed, long cage rear derailleur
- Shimano 105, 9-speed, STI, flight deck compatible
- BG Transition saddle, full nose padding



LANGSTER

NOT FOR THE FAINT OF HEART As pure a bike as you'll ever find, the Langster likes fast friends.

CLEARLY A BIKE WITH ONE GEAR and no brakes is not for the faint of heart. That's OK, though, because you're not worried about spinning it out down the backside of a small roller or having a little water splash up off the back tire. You're more worried about the hum a properly tuned fixed-gear bike makes when brought up to speed, the roller-coaster-gone-off-the-tracks feeling of dropping down the banking with a lap to go, or cranking past fellow riders on a shallow climb.

NIC SIMS *Athlete and Product Support*

As the person responsible for assembling all prototype and early-production bikes, Athlete and Product Support manager Nic Sims is definitely where the rubber hits the road at Specialized. A vital team member for more than 15 years, this Teddington, England native is hard to pin down when it comes to his favorite type of riding. "I am lucky that I live near Santa Cruz, California, which has an amazing number of great road and mountain bike rides," says Nic. "So I wouldn't say that I have a favorite place—any day I can ride is a great day."



Experience **VELODROME/
FIXED-GEAR ROAD**



LANGSTER

- Specialized A1 Premium aluminum frame, fully manipulated tubing, compact design, integrated headset
- Specialized carbon fork, carbon fiber legs, aluminum steerer
- Specialized Sport, 3D forged alloy stem and Specialized Comp, 6061 alloy
- Shimano 16t freewheel plus 16t fixed-gear cog
- 42T CNC Zen Messenger chainrings

 Brushed



LANGSTER COMP

- Specialized A1 Premium aluminum, double-buttressed tubing, compact track design, horizontal rear-entry dropouts
- Specialized FACT carbon fork, bonded carbon fiber legs, 7075 alloy threadless steerer
- Specialized Pro Track handlebar, alloy track drop, 26.0 clamp
- Sugino 75, track racing crankset, 48T
- Specialized Mondo Pro, 700x23C, aramid bead, 120 tpi
- Body Geometry Alias, carbon-reinforced base, microfiber cover



FATBOY

TOUR DE WHAT? For those who'd rather live the American dream than win some bike race in France.

FATBOY



NICE CURVES Unlike the hogs you see rolling down the highway, the Fatboy isn't made from pig iron. Nope, we've engineered the Fatboy with a chassis made from the same A1 Premium aluminum that we use on many of our performance road and mountain bikes. Get a close look at the swoopy top tube—far from being hand hammered like the tank on a chopper, it's fabricated with our precision transform process, making it light, stiff and, yes, beautiful.



FATBOY

- A1 Premium aluminum frame, integrated headset, transform top tube with internal brake-cable routing, ISCG BB shell, forged dropouts w/ disc mount, 24 x 6" wheel-specific, integrated centerstand mount
- FatBoy A1 Premium aluminum double clamp fork, forged dropouts and disc mount
- Avid BB5 mechanical disc brakes, 8" G2 Clean Sweep rotor
- FatBoy A1 rims, 24x6" rear, 24x3" front
- Specialized Fatboy A1 Moto hubs, forged and CNC'd w/ sealed cartridge bearings and 10mm Cro-Mo axle
- Specialized FatBoy tires, 24x3.5" front, 24x6.0" rear

 Black Flame

YOU'RE NOT THE AVERAGE RIDER, and whatever the reason you're throwing a leg over our Fatboy—a cruise to the beach, down to the bodega for a sixer or even rolling down the bike path—you want the best cruiser available, with details that would make any Hog owner proud. So, inspired by American iron of days gone by, our team of designers created the Fatboy, a premium cruiser that simply can't be beat for depth of detail and quality of execution. Fortunately it's also plush, easy to pedal and safe to ride.



PROFILE

Bike Development Team





THE 12 PAGES THAT FOLLOW *are filled with the most minute specifications for nearly every part on most of our nearly 200 bike models. Somebody, namely our seven-member Bicycle Development Team, traveled the world in an effort to source and secure every single one of those components, all to improve every ride you take.* "

"There's probably an easier and cheaper way to assemble an entire line of bikes than the way we do it," says Senior Vice President of Bikes Bob Margevicius, "But the only way to ensure that we're continually developing new technologies and giving our customers the best bike for the type of riding they enjoy is to develop or handpick every piece."

A half-dozen dedicated team members including, Andy Jacques-Maynes, Brandon Sloan, and Joe Buckley, (Deacon James, Travis Widder, Marco Sonderegger, not pictured), rack up more frequent flyer miles than a federal air marshal developing just the right drop bar for our Tricross, wheelset for our Demo, fork for our Crosstrail and a million-and-one other crucial decisions.

But a well-worn passport isn't the only requirement for making the cut on the Bike Development Team. "You've got to absolutely love riding and be obsessed with making it more enjoyable," says Margevicius. To wit, the entire team knows their way around

"The only way to ensure that we're continually developing new technologies and giving our customers the best bike for the type of riding they enjoy is to handpick every piece."

two wheels in motion better than most. Team leader Margevicius is a former European professional road racer who battled with Merckx; Sloan is a top-ten finisher at the UCI Master's World Downhill Championships; and Jacques-Maynes a UCI ranked cyclocross racer. "I can't believe the number of ideas and innovations that we hatch when we're out riding," says Margevicius. "Which is a good excuse to get out and ride more."

ENDURO

MODEL	Enduro SL Pro Carbon
FRAME	Enduro FACT 9M carbon front triangle, A21 construction, M5 rear triangle, full cartridge bearing pivots, 150mm travel, adjust geometry
REAR SHOCK	Specialized AFR Shock w/ Spike valve, air spring, comp/reb adjust, 7.875x2.25"
FORK	Specialized Future Shock e150 SL, dual crown w/ integrated stem, Ti hardware, 150mm, external rebound, compression adjust, 25mm thru axle, alloy steerer
HEADSET	1 1/8" Threadless, integrated alloy cups, sealed cartridge bearing
STEM	Future Shock OS 31.8 integrated w/ fork
HANDLEBARS	Specialized Enduro mid rise, 2014 alloy 31.8, OS bar, 6 degree up, 9 degree backsweep, 660mm width
GRIPS	Specialized MTB, dual density
FRONT BRAKE	Magura Marta, hydraulic disc, 203mm rotor
REAR BRAKE	Magura Marta, hydraulic disc, 180mm rotor
BRAKE LEVERS	Magura Marta
FRONT DERAILLEUR	Shimano Deore XT, top swing, dual pull, 34.9mm, chainstay mounted
REAR DERAILLEUR	SRAM X.0, 9-speed, long cage
SHIFT LEVERS	SRAM X.0, carbon/aluminum trigger 9-speed
CASSETTE	Shimano M760 XT, 9-speed, 11/34t
CHAIN	SRAM PC-951 w /Power Link
CRANKSET	Shimano M-760 XT Hollowtech II, 2pc crank/BB
CHAINRINGS	22A/32A/44A 4mm thick outer, 4 bolt 104/64mm
BOTTOM BRACKET	Shimano M-760 XT, integrated with crank
PEDALS	N/A
RIMS	DT Swiss XR 4.2D, 24mm w/ eyelets, 32h
FRONT HUB	Specialized Stout disc, sealed cartridge bearing, 25mm thru axle, 32h
REAR HUB	DT Swiss Custom SL, 32h disc, alloy QR
SPOKES	DT Swiss Super Comp 2.0/1.7/1.8mm butted stainless, black, alloy nipples
FRONT TIRE	Specialized Resolution Pro 26x2.3", 120TPI, aramid bead, dual compound
REAR TIRE	Specialized Resolution Pro 26x2.3", 120TPI, aramid bead, dual compound
TUBES	Specialized Ultralight 26x2.2", presta
SADDLE	Specialized BG Rival, Titanium rails
SEAT POST	Thomson, 7000 series aluminum, 2-bolt adjust, set back head, 30.9mm x 367/410mm
SEAT BINDER	7050 hard anodized alloy collar w/ QR, 34.9mm clamp ID, black
NOTES	Protective clear coat, derailleur hanger, reflectors, owners manual

MODEL	Enduro SL Pro
FRAME	Enduro M5 alloy, fully manipulated frame w/ ORE TT and DT, forged HT, sealed cartridge bearing pivots, ISCG mount adjust geometry, replaceable derailleur hanger, 150mm travel
REAR SHOCK	Specialized AFR Shock w/ Spike valve, air spring, comp/reb adjust, 7.875x2.25"
FORK	Specialized Future Shock e150 SL, dual crown w/ integrated stem, Ti hardware, 150mm, external rebound, compression adjust, 25mm thru axle, alloy steerer
HEADSET	1 1/8" Threadless, 13mm insertion alloy cups, sealed cartridge bearing
STEM	Future Shock OS 31.8 integrated w/ fork
HANDLEBARS	Specialized Enduro mid rise, 2014 alloy 31.8, OS bar, 6 degree up, 9 degree backsweep, 660mm width
GRIPS	Specialized MTB, dual density
FRONT BRAKE	Magura Marta, hydraulic disc, 203mm rotor
REAR BRAKE	Magura Marta, hydraulic disc, 180mm rotor
BRAKE LEVERS	Magura Marta
FRONT DERAILLEUR	Shimano Deore XT, top swing, dual pull, 34.9mm, chainstay mounted
REAR DERAILLEUR	SRAM X.0, 9-speed, long cage
SHIFT LEVERS	SRAM X.0, carbon/aluminum trigger 9-speed
CASSETTE	Shimano M760 XT, 9-speed, 11/34t
CHAIN	SRAM PC-951 w /Power Link
CRANKSET	Shimano M-760 XT Hollowtech II, 2pc crank/BB
CHAINRINGS	22A/32A/44A 4mm thick outer, 4 bolt 104/64mm
BOTTOM BRACKET	Shimano M-760 XT, integrated with crank
PEDALS	N/A
RIMS	DT Swiss XR 4.2D, 24mm w/ eyelets, 32h
FRONT HUB	Specialized Stout disc, sealed cartridge bearing, 25mm thru axle, 32h
REAR HUB	DT Swiss Custom SL, 32h disc, alloy QR
SPOKES	DT Swiss Super Comp 2.0/1.7/1.8mm butted stainless, black, alloy nipples
FRONT TIRE	Specialized Resolution Pro 26x2.3", 120TPI, aramid bead, dual compound
REAR TIRE	Specialized Resolution Pro 26x2.3", 120TPI, aramid bead, dual compound
TUBES	Specialized Ultralight 26x2.2", presta
SADDLE	Specialized BG Rival, Titanium rails
SEAT POST	Thomson, 7000 series aluminum, 2-bolt adjust, set back head, 30.9mm x 367/410mm
SEAT BINDER	7050 hard anodized alloy collar w/ QR, 34.9mm clamp ID, black
NOTES	Protective clear coat, derailleur hanger, reflectors, owners manual

MODEL	Enduro SL Expert
FRAME	Enduro M5 alloy, fully manipulated frame w/ ORE TT and DT, forged HT, sealed cartridge bearing pivots, ISCG mount adjust geometry, replaceable derailleur hanger, 150mm travel
REAR SHOCK	Specialized AFR Shock w/ Spike valve, air spring, comp/reb adjust, 7.875x2.25"
FORK	Specialized Future Shock e150, dual crown w/ integrated stem, 150mm, external rebound, compression adjust, 25mm thru axle, alloy steerer
HEADSET	1 1/8" Threadless, 13mm insertion alloy cups, sealed cartridge bearing
STEM	Future Shock OS 31.8 integrated w/ fork
HANDLEBARS	Specialized Enduro mid rise, 6066 alloy, 31.8 OS bar, 6 degree up, 9 degree backsweep, 660mm width
GRIPS	Specialized MTB, dual density
FRONT BRAKE	Avid Julicy 7, hydraulic disc, G2 Clean Sweep 200mm rotor
REAR BRAKE	Avid Julicy 7, hydraulic disc, G2 Clean Sweep 185mm rotor
BRAKE LEVERS	Avid Julicy 7
FRONT DERAILLEUR	Shimano M580 LX, top swing, dual pull, 34.9mm, chainstay mounted
REAR DERAILLEUR	SRAM X.0, 9-speed, long cage
SHIFT LEVERS	SRAM X-9, aluminum trigger 9-speed
CASSETTE	Shimano HG50, 9-speed, 11/34t
CHAIN	SRAM PC-951 w /Power Link
CRANKSET	Shimano M-760 XT Hollowtech II, 2pc crank/BB
CHAINRINGS	22A/32A/44A 4mm thick outer, 4 bolt 104/64mm
BOTTOM BRACKET	Shimano M-760 XT, integrated with crank
PEDALS	N/A
RIMS	DT custom for Specialized X430, 24mm w/eyelets, 32h
FRONT HUB	Specialized Stout disc, sealed cartridge bearing, 25mm thru axle, 32h
REAR HUB	Shimano M-525 disc, 32h, alloy QR
SPOKES	DT Swiss 1.8mm stainless, black, alloy nipples
FRONT TIRE	Specialized Resolution Pro 26x2.3", 120TPI, aramid bead, dual compound
REAR TIRE	Specialized Resolution Pro 26x2.3", 120TPI, aramid bead, dual compound
TUBES	Specialized Ultralight 26x2.2", presta
SADDLE	Specialized BG Rival, hollow Cro-Mo rails
SEAT POST	2014 butted alloy, black, 30.9 x 350/400mm
SEAT BINDER	7050 hard anodized alloy collar w/ QR, 34.9mm clamp ID, black
NOTES	Protective clear coat, derailleur hanger, reflectors, owners manual

MODEL	Enduro SL Comp
FRAME	Enduro M5 alloy, fully manipulated frame w/ ORE TT and DT, forged HT, sealed cartridge bearing pivots, ISCG mount adjust geometry, replaceable derailleur hanger, 150mm travel
REAR SHOCK	Specialized AFR Shock w/ Spike valve, air spring, comp/reb adjust, 7.875x2.25"
FORK	Specialized Future Shock e150, dual crown w/ integrated stem, 150mm, external rebound, compression adjust, 25mm thru axle, alloy steerer
HEADSET	1 1/8" Threadless, 13mm insertion alloy cups, sealed cartridge bearing
STEM	Future Shock OS 31.8 integrated w/ fork
HANDLEBARS	Specialized Enduro mid rise, 6066 alloy, 31.8 OS bar, 6 degree up, 9 degree backsweep, 660mm width
GRIPS	Specialized MTB, dual density
FRONT BRAKE	Avid Julicy 5, hydraulic disc, G2 Clean Sweep 200mm rotor
REAR BRAKE	Avid Julicy 5, hydraulic disc, G2 Clean Sweep 185mm rotor
BRAKE LEVERS	Avid Julicy 5
FRONT DERAILLEUR	Shimano M580 LX, top swing, dual pull, 34.9mm, chainstay mounted
REAR DERAILLEUR	SRAM X-9, 9-speed, long cage
SHIFT LEVERS	SRAM X-7, aluminum trigger 9-speed
CASSETTE	Shimano HG50, 9-speed, 11/34t
CHAIN	SRAM PC-951 w /Power Link
CRANKSET	Truvativ Stylo, 2pc crank/BB
CHAINRINGS	22S/32A/44A 4mm thick outer, 4 bolt 104/64mm
BOTTOM BRACKET	Truvativ GXP, sealed outboard cartridge bearing
PEDALS	N/A
RIMS	DT custom for Specialized X430, 24mm w/eyelets, 32h
FRONT HUB	Specialized Stout disc, sealed cartridge bearing, 25mm thru axle, 32h
REAR HUB	Shimano M-525 disc, 32h, alloy QR
SPOKES	DT Swiss 1.8mm stainless, black, alloy nipples
FRONT TIRE	Specialized Resolution Pro 26x2.3", 120TPI, aramid bead, dual compound
REAR TIRE	Specialized Resolution Pro 26x2.3", 120TPI, aramid bead, dual compound
TUBES	Specialized Ultralight 26x2.2", presta
SADDLE	Specialized BG Rival, hollow Cro-Mo rails
SEAT POST	2014 butted alloy, black, 30.9 x 350/400mm
SEAT BINDER	7050 hard anodized alloy collar w/ QR, 34.9mm clamp ID, black
NOTES	Protective clear coat, derailleur hanger, reflectors, owners manual

MODEL	Enduro Pro
FRAME	A1 Premium Aluminum, ORE TT and DT, low center of gravity Enduro FSR frame, forged HT, pierced seattube, sealed cartridge bearings, ISCG mount, two forward shock mounts for geometry adjustment, replaceable derailleur hanger, derailleur guard, 150mm travel
REAR SHOCK	Fox DHX Air 5.0, 8.75"x2.5" external rebound, Bottom Control and ProPedal adjust, twin sleeve, 150mm travel
FORK	Fox 36RC Talas, 110-150mm, external rebound, high/low speed compression adjustment, 20mm thru axle, alloy steerer
HEADSET	1 1/8" threadless, 13mm insertion alloy cups, sealed cartridge bearing
STEM	3D forged CNC machined, 4-bolt face plate, 31.8mm OS clamp, 8 degree rise
HANDLEBARS	Specialized Enduro Mid Rise, 2014 alloy 31.8mm OS bar, 640mm width
GRIPS	Specialized MTB grip, black/grey
FRONT BRAKE	Shimano XT, hydraulic disc, 8" XT rotor
REAR BRAKE	Shimano XT, hydraulic disc, 8" XT rotor
BRAKE LEVERS	Shimano XT
FRONT DERAILLEUR	Shimano M-760 XT, 34.9mm clamp, top swing, dual pull
REAR DERAILLEUR	SRAM X.0, 9-speed mid cage
SHIFT LEVERS	SRAM X-9 Trigger
CASSETTE	Shimano M760 XT, 9-speed, 11-34t
CHAIN	SRAM PC-971 with Power Link
CRANKSET	Custom Truvativ Stylo with Black Spire Stinger shift guide
CHAINRINGS	24A/36A/alloy guard
BOTTOM BRACKET	Truvativ GXP, sealed outboard cartridge bearing, 73mm shell
PEDALS	N/A
RIMS	DT Swiss EX5.1d, 28mm welded Enduro, 32 hole
FRONT HUB	Specialized disc, 32 hole, 20mm thru axle
REAR HUB	DT Swiss Custom SL 32 hole disc, alloy QR with RD protector
SPOKES	DT Swiss Super Comp 2.0/1.7/1.8mm Butted, black, alloy nipples
FRONT TIRE	Specialized Enduro, 26x2.3", aramid bead, dual compound, 120 TPI
REAR TIRE	Specialized Enduro, 26x2.3", aramid bead, dual compound, 120 TPI
TUBES	Specialized presta valve
SADDLE	Specialized Enduro, leather cover, Hollow Titanium rails, super light foam
SEAT POST	2014 butted alloy, black, 30.9x350/400mm
SEAT BINDER	7050 hard anodized alloy collar with QR, 34.9mm clamp ID, black
NOTES	Chain stay/seat stay protector, derailleur protector, reflectors, owners manual

MODEL	Enduro Expert
FRAME	A1 Premium Aluminum, ORE TT and DT, low center of gravity Enduro FSR frame, forged HT, pierced seattube, sealed cartridge bearings, ISCG mount, two forward shock mounts for geometry adjustment, replaceable derailleur hanger, derailleur guard, 6" travel
REAR SHOCK	Fox DHX Air 5.0, 8.75"x2.5" external rebound, Bottom Control and ProPedal adjustment, twin sleeve, 150mm travel
FORK	Fox 36R Talas, 110-150mm travel, external rebound adjustment, 20mm thru axle, alloy steerer
HEADSET	1 1/8" threadless, 13mm insertion alloy cups, sealed cartridge bearing
STEM	3D forged CNC machined, 4-bolt face plate, 31.8mm OS clamp, 8 degree rise
HANDLEBARS	Specialized Enduro Mid Rise, 6066 alloy, 31.8 OS bar, 640mm width
GRIPS	Specialized MTB grip, black/grey
FRONT BRAKE	Avid Julicy 7, hydraulic disc, 8" Polygon rotor
REAR BRAKE	Avid Julicy 7, hydraulic disc, 7" Polygon rotor
BRAKE LEVERS	Avid Julicy 7
FRONT DERAILLEUR	Shimano M-580 LX, 34.9mm clamp, top swing, dual pull
REAR DERAILLEUR	SRAM X-9, 9-speed mid cage
SHIFT LEVERS	SRAM X-7 Trigger, 9-speed
CASSETTE	SRAM PG-950, 9-speed, 11-34t
CHAIN	SRAM PC-971 with Power Link
CRANKSET	Custom Truvativ Stylo with Black Spire Stinger shift guide
CHAINRINGS	24A/36A/alloy guard
BOTTOM BRACKET	Truvativ GXP, sealed outboard cartridge bearing, 73mm shell
PEDALS	N/A
RIMS	Custom Sun SOS, 28mm wide, 26", Enduro disc with eyelets, welded joint
FRONT HUB	Specialized disc, 32 hole, 20mm thru axle
REAR HUB	Shimano M-525 disc, 32 hole, alloy QR with RD protector
SPOKES	2.0 stainless, black, brass nipples
FRONT TIRE	Specialized Enduro, 26x2.3", aramid bead, dual compound, 120 TPI
REAR TIRE	Specialized Enduro, 26x2.3", aramid bead, dual compound, 120 TPI
TUBES	Specialized presta valve
SADDLE	Specialized Enduro, leather cover, hollow Cro-Mo rails, super light foam
SEAT POST	2014 butted alloy, black, 30.9x350/400mm
SEAT BINDER	7050 hard anodized alloy collar with QR, 34.9mm clamp ID, black
NOTES	Chain stay/seat stay protector, derailleur protector, reflectors, owners manual

STUMPJUMPER FSR

MODEL	Stumpjumper FSR Pro Carbon
FRAME	FSR FACT 9M carbon front triangle, A21 construction, M5 rear triangle, full cartridge bearing pivots and rear shock mount, Magnesium shock link, carbon reservoir mount, 120mm travel
REAR SHOCK	Specialized AFR Shock w/ Flow Control valve, adjustable Trail Tune range, adjustable rebound, 7.625x1.625"
FORK	Fox Talas RLC, 100-140mm, rebound, compression, and threshold adj, alloy steerer
HEADSET	1 1/8" threadless, integrated alloy cups, sealed cartridge bearing
STEM	Specialized adjustable rise, OS 31.8, 3D forged w/CNC finish
HANDLEBARS	SBC OS XC low rise carbon bar, 640mm wide, 6 degree up, 8 degree backsweep
GRIPS	Specialized MTB, dual density
FRONT BRAKE	Magura Marta, hydraulic disc, S/M: 180mm rotor, L/XL: 200mm rotor
REAR BRAKE	Magura Marta hydraulic disc, S/M: 160mm rotor, L/XL: 180mm rotor
BRAKE LEVERS	Magura Marta
FRONT DERAILLEUR	Shimano M760 XT, 34.9 clamp, bottom swing, dual pull
REAR DERAILLEUR	SRAM X.0, 9-speed, long cage
SHIFT LEVERS	SRAM X.0, carbon/aluminum trigger 9-speed
CASSETTE	Shimano M760 XT, 9-speed, 11/34t
CHAIN	SRAM PC-951 w /Power Link
CRANKSET	Shimano M-760 XT Hollowtech II, 2pc crank/BB
CHAINRINGS	22A/32A/44A 4mm thick outer, 4 bolt 104/64mm
BOTTOM BRACKET	Shimano M-760 XT, integrated with crank
PEDALS	Shimano M-520 SPD
RIMS	DT Swiss XR 4.2D, 24mm w/ eyelets, 32h
FRONT HUB	Specialized Stout disc, sealed cartridge bearing, high/low flange, 32h
REAR HUB	DT Swiss Custom SL, 32h disc, alloy QR
SPOKES	DT Swiss Super Comp 2.0/1.7/1.8 stainless, alloy nipples
FRONT TIRE	Specialized Resolution Pro 26x2.1", 120TPI, aramid bead, dual compound
REAR TIRE	Specialized Resolution Pro 26x2.1", 120TPI, aramid bead, dual compound
TUBES	Specialized Ultralight 26x2.0", presta
SADDLE	Specialized BG Rival, Titanium rails
SEAT POST	Thomson, 7000 series aluminum, 2-bolt adjust, 30.9mm x 367/410mm
SEAT BINDER	7050 hard anodized alloy collar w/ QR, 34.9mm clamp ID, black
NOTES	Protective clear coat, derailleur hanger, reflectors, owners manual

MODEL	Stumpjumper FSR Pro
FRAME	FSR M5 manipulated alloy frame w/ Transform monocoque TT, Magnesium link, carbon reservoir mount, sealed cartridge bearing pivots and rear shock mounts, replaceable derailleur hanger, disc compatible, 120mm travel
REAR SHOCK	Specialized AFR Shock w/ Flow Control valve, adjustable Trail Tune range, air spring, adjustable rebound, 7.75x1.75"
FORK	Fox Talas RLC, 100-140mm, rebound, compression, and threshold adj, alloy steerer
HEADSET	1 1/8" Threadless, alloy cups w/ 10mm insertion, sealed cartridge bearing
STEM	Specialized adjustable rise, OS 31.8, 3D forged w/CNC finish
HANDLEBARS	SBC OS XC low rise carbon bar, 640mm wide, 6 degree up, 8 degree backsweep
GRIPS	Specialized MTB, dual density
FRONT BRAKE	Magura Marta, hydraulic disc, S/M: 180mm rotor, L/XL: 200mm rotor
REAR BRAKE	Magura Marta, hydraulic disc, S/M: 160mm rotor, L/XL: 180mm rotor
BRAKE LEVERS	Magura Marta
FRONT DERAILLEUR	Shimano M760 XT, 34.9 clamp, bottom swing, dual pull
REAR DERAILLEUR	SRAM X.0, 9-speed, long cage
SHIFT LEVERS	SRAM X.0, carbon/aluminum trigger 9-speed
CASSETTE	Shimano M760 XT, 9-speed, 11/34t
CHAIN	SRAM PC-951 w /Power Link
CRANKSET	Shimano M-760 XT Hollowtech II, 2pc crank/BB
CHAINRINGS	22A/32A/44A 4mm thick outer, 4 bolt 104/64mm
BOTTOM BRACKET	Shimano M-760 XT, integrated with crank
PEDALS	Shimano M-520 SPD
RIMS	DT Swiss XR 4.2D, 24mm w/ eyelets, 32h
FRONT HUB	Specialized Stout disc, sealed cartridge bearing, high/low flange, 32h
REAR HUB	DT Swiss Custom SL, 32h disc, alloy QR
SPOKES	DT Swiss Super Comp 2.0/1.7/1.8 stainless, alloy nipples
FRONT TIRE	Specialized Resolution Pro 26x2.1", 120TPI, aramid bead, dual compound
REAR TIRE	Specialized Resolution Pro 26x2.1", 120TPI, aramid bead, dual compound
TUBES	Specialized Ultralight 26x2.0", presta
SADDLE	Specialized BG Rival, Titanium rails
SEAT POST	Thomson, 7000 series aluminum, 2-bolt adjust, 30.9mm x 367/410mm
SEAT BINDER	7050 hard anodized alloy collar w/ QR, 34.9mm clamp ID, black
NOTES	Protective clear coat, derailleur hanger, reflectors, owners manual

MODEL	Stumpjumper FSR Expert
FRAME	FSR M5 manipulated alloy frame w/ Transform monocoque TT, sealed cartridge bearing pivots and rear shock mount, carbon reservoir mount, replaceable derailleur hanger, two sets of water bottle bosses, disc only, 120mm travel
REAR SHOCK	Fox Brain Fade remote, adjustable trail tune range, adjustable rebound, 7.75x1.75"
FORK	Fox Talas RL, 100-140mm, rebound/compression adj, lock out, alloy steerer
HEADSET	1 1/8" Threadless, alloy cups w/ 10mm insertion, sealed cartridge bearing
STEM	Specialized adjustable rise, OS 31.8, 3D forged w/CNC finish
HANDLEBARS	Specialized XC low rise 31.8mm OS bar, 2014 butted alloy, 6 degree up, 8 degree backsweep, 640mm width
GRIPS	Specialized MTB, dual density
FRONT BRAKE	Avid Juicy 7, hydraulic disc, G2 Clean Sweep S/M: 185mm rotor, L/XL: 200mm rotor
REAR BRAKE	Avid Juicy 7, hydraulic disc, G2 Clean Sweep S/M: 160mm rotor, L/XL: 185mm rotor
BRAKE LEVERS	Avid Juicy 7
FRONT DERAILLEUR	Shimano M581 LX, 34.9mm clamp, bottom swing, dual pull
REAR DERAILLEUR	SRAM X.0, 9-speed, long cage
SHIFT LEVERS	SRAM X-9, aluminum trigger 9-speed
CASSETTE	Shimano HG50, 9-speed, 11/34t
CHAIN	SRAM PC-951 w /Power Link
CRANKSET	Shimano M-760 XT Hollowtech II, 2pc crank/BB
CHAINRINGS	22A/32A/44A 4mm thick outer, 4 bolt 104/64mm
BOTTOM BRACKET	Shimano M-760 XT, integrated with crank
PEDALS	Shimano M-520 SPD
RIMS	DT custom for Specialized X430, 24mm w/eyelets, 32h
FRONT HUB	Specialized Stout disc, sealed cartridge bearing, high/low flange, 32h
REAR HUB	Shimano M-525 disc, 32h, alloy QR
SPOKES	DT Swiss 1.8mm stainless, black, alloy nipples
FRONT TIRE	Specialized Resolution Pro 26x2.1", 120TPI, aramid bead, dual compound
REAR TIRE	Specialized Resolution Pro 26x2.1", 120TPI, aramid bead, dual compound
TUBES	Specialized Ultralight 26x2.0", presta
SADDLE	Specialized BG Rival, hollow Cro-Mo rails
SEAT POST	2014 butted alloy, black, 30.9 x 350/400mm
SEAT BINDER	7050 hard anodized alloy collar w/ QR, 34.9mm clamp ID, black
NOTES	Protective clear coat, derailleur hanger, reflectors, owners manual

MODEL	Stumpjumper FSR Expert Women's
FRAME	FSR M5 manipulated alloy frame w/ Transform monocoque TT, Designs for Women geometry, sealed cartridge bearing pivots and rear shock mount, carbon reservoir mount, replaceable derailleur hanger, two sets of water bottle bosses, disc only, 120mm travel
REAR SHOCK	Fox Brain Fade remote, adjustable trail tune range, adjustable rebound, 7.75x1.75"
FORK	Fox Talas RL, 100-140mm, rebound/compression adj, lock out, alloy steerer
HEADSET	1 1/8" Threadless, alloy cups w/ 10mm insertion, sealed cartridge bearing
STEM	Specialized adjustable rise, OS 31.8, 3D forged w/CNC finish
HANDLEBARS	Specialized XC low rise 31.8mm OS bar, 2014 butted alloy, 6 degree up, 8 degree backsweep, 620mm width
GRIPS	Specialized MTB, dual density
FRONT BRAKE	Avid Juicy 7, hydraulic disc, G2 Clean Sweep 160mm rotor
REAR BRAKE	Avid Juicy 7, hydraulic disc, G2 Clean Sweep 160mm rotor
BRAKE LEVERS	Avid Juicy 7
FRONT DERAILLEUR	Shimano M581 LX, 34.9mm clamp, bottom swing, dual pull
REAR DERAILLEUR	SRAM X.0, 9-speed, long cage
SHIFT LEVERS	SRAM X-9, aluminum trigger 9-speed
CASSETTE	Shimano HG50, 9-speed, 11/34t
CHAIN	SRAM PC-951 w /Power Link
CRANKSET	Shimano M-760 XT Hollowtech II, 2pc crank/BB
CHAINRINGS	22A/32A/44A 4mm thick outer, 4 bolt 104/64mm
BOTTOM BRACKET	Shimano M-760 XT, integrated with crank
PEDALS	Shimano M-520 SPD
RIMS	DT custom for Specialized X430, 24mm w/eyelets, 32h
FRONT HUB	Specialized Stout disc, sealed cartridge bearing, high/low flange, 32h
REAR HUB	Shimano M-525 disc, 32h, alloy QR
SPOKES	DT Swiss 1.8mm stainless, black, alloy nipples
FRONT TIRE	Specialized Resolution Pro 26x2.1", 120TPI, aramid bead, dual compound
REAR TIRE	Specialized Resolution Pro 26x2.1", 120TPI, aramid bead, dual compound
TUBES	Specialized Ultralight 26x2.0", presta
SADDLE	Specialized BG Mtn Women's, hollow Cro-Mo rails
SEAT POST	2014 butted alloy, black, 30.9 x 350mm
SEAT BINDER	7050 hard anodized alloy collar w/ QR, 34.9mm clamp ID, black
NOTES	Protective clear coat, derailleur hanger, reflectors, owners manual

MODEL	Stumpjumper FSR Elite
FRAME	FSR M5 manipulated alloy frame w/ Transform monocoque TT, sealed cartridge bearing pivots and rear shock mount, replaceable derailleur hanger, two sets of water bottle bosses, disc only, 120mm travel
REAR SHOCK	Fox Triad, custom on-the-fly 3-position switch 1) lock out 2) Open 3) ProPedal pedal assisting damping, adjustable rebound, 7.75x1.75"
FORK	Fox Talas RL, 100-140mm, rebound/compression adj, lock out, alloy steerer
HEADSET	1 1/8" Threadless, alloy cups w/ 10mm insertion, sealed cartridge bearing
STEM	Specialized adjustable rise, OS 31.8, 3D forged w/CNC finish
HANDLEBARS	Specialized XC low rise 31.8mm OS bar, 2014 butted alloy, 6 degree up, 8 degree backsweep, 640mm width
GRIPS	Specialized MTB, dual density
FRONT BRAKE	Avid Juicy 7, hydraulic disc, G2 Clean Sweep S/M: 185mm rotor, L/XL: 200mm rotor
REAR BRAKE	Avid Juicy 7, hydraulic disc, G2 Clean Sweep S/M: 160mm rotor, L/XL: 185mm rotor
BRAKE LEVERS	Avid Juicy 7
FRONT DERAILLEUR	Shimano M581 LX, 34.9mm clamp, bottom swing, dual pull
REAR DERAILLEUR	New Shimano XTR, top normal, SGS cage
SHIFT LEVERS	Shimano M-580 Deore LX, 9-speed
CASSETTE	Shimano HG50, 9-speed, 11/34t
CHAIN	SRAM PC-951 w /Power Link
CRANKSET	Shimano M-760 XT Hollowtech II, 2pc crank/BB
CHAINRINGS	22A/32A/44A 4mm thick outer, 4 bolt 104/64mm
BOTTOM BRACKET	Shimano M-760 XT, integrated with crank
PEDALS	Shimano M-520 SPD
RIMS	DT custom for Specialized X430, 24mm w/eyelets, 32h
FRONT HUB	Specialized Stout disc, sealed cartridge bearing, high/low flange, 32h
REAR HUB	Shimano M-525 disc, 32h, alloy QR
SPOKES	DT Swiss 1.8mm stainless, black, alloy nipples
FRONT TIRE	Specialized Resolution Pro 26x2.1", 120TPI, aramid bead, dual compound
REAR TIRE	Specialized Resolution Pro 26x2.1", 120TPI, aramid bead, dual compound
TUBES	Specialized Ultralight 26x2.0", presta
SADDLE	Specialized BG Rival, hollow Cro-Mo rails
SEAT POST	2014 butted alloy, black, 30.9 x 350/400mm
SEAT BINDER	7050 hard anodized alloy collar w/ QR, 34.9mm clamp ID, black
NOTES	Protective clear coat, derailleur hanger, reflectors, owners manual

FSR XC

MODEL	FSR XC Pro
FRAME	FSR M4 butted frame w/ ORE downtube, sealed cartridge bearing pivots, replaceable derailleur hanger, two sets of water bottle bosses, disc only, 100mm travel
REAR SHOCK	Fox Triad, custom on-the-fly 3-position switch 1) lock out 2) Open 3) ProPedal pedal assisting damping, adjustable rebound, 7.0x1.6"
FORK	Rock Shox Reba SL, 100mm, air spring, lock out, ext rebound adj, alloy steerer
HEADSET	1 1/8" threadless, black steel cups, loose ball bearings w/ seals
STEM	Specialized adjustable rise, OS 31.8, 3D forged
HANDLEBARS	Specialized XC low rise 31.8mm OS bar, 6066 butted alloy, 6 degree up, 8 degree backsweep, 640mm width
GRIPS	Specialized MTB, dual density
FRONT BRAKE	Avid Juicy 3, hydraulic disc, G2 Clean Sweep S/M: 185mm rotor, L/XL 203mm rotor
REAR BRAKE	Avid Juicy 3, hydraulic disc, G2 Clean Sweep S/M: 160mm rotor, L/XL: 185mm rotor
BRAKE LEVERS	Avid Juicy 3 hydraulic
FRONT DERAILLEUR	Shimano FD-M580, LX, top swing, dual pull, 34.9mm clamp
REAR DERAILLEUR	SRAM X-9, 9-speed, long cage
SHIFT LEVERS	SRAM X-7, aluminum trigger 9-speed
CASSETTE	Shimano HG50, 9-speed, 11/34t
CHAIN	Shimano HG73
CRANKSET	Custom Shimano Hollowtech, Octalink XT Spline
CHAINRINGS	22s/32s/44A 4mm thick outer, 4 bolt 104/64mm
BOTTOM BRACKET	Shimano ES-25 Octalink Spline, 68mm shell, 118mm spindle, 50mm chainline
PEDALS	Shimano 505 SPD
RIMS	Mavic XII17 Disc, 26", 32h, black, presta valve
FRONT HUB	Specialized disc, sealed cartridge bearing, high/low flange, 32h
REAR HUB	Shimano M-475L disc, 32h, 8/9-speed, alloy QR
SPOKES	1.8mm stainless, black, brass nipples
FRONT TIRE	Specialized Resolution 26x2.0", 120TPI, aramid bead, dual compound
REAR TIRE	Specialized Resolution 26x2.0", 120TPI, aramid bead, dual compound
TUBES	Specialized Ultralight 26x2.0", presta
SADDLE	Specialized BG MTB, hollow Cro-Mo rails
SEAT POST	2014 butted alloy, black, 30.9 x 350/400mm
SEAT BINDER	Alloy collar with QR, 34.9mm clamp ID, black
NOTES	Protective clear coat, derailleur hanger, reflectors, owners manual

Stumpjumper FSR Comp Women's

MODEL	Stumpjumper FSR Comp Women's
FRAME	FSR M5 manipulated alloy frame w/ Transform monocoque TT, Designs for Women geometry, sealed cartridge bearing pivots and rear shock mount, replaceable derailleur hanger, two sets of water bottle bosses, disc only, 120mm travel
REAR SHOCK	Fox Triad, custom on-the-fly 3-position switch 1) lock out 2) Open 3) ProPedal pedal assisting damping, adjustable rebound, 7.75x1.75"
FORK	Fox Float 120 RL, 120mm, rebound/compression adj, lock out, alloy steerer
HEADSET	1 1/8" Threadless, alloy cups w/ 10mm insertion, sealed cartridge bearing
STEM	Specialized adjustable rise, OS 31.8, 3D forged w/CNC finish
HANDLEBARS	Specialized XC low rise 31.8mm OS bar, 2014 butted alloy, 6 degree up, 8 degree backsweep, 620mm width
GRIPS	Specialized MTB, dual density
FRONT BRAKE	Avid Juicy 5, hydraulic disc, G2 Clean Sweep 160mm rotor
REAR BRAKE	Avid Juicy 5, hydraulic disc, G2 Clean Sweep 160mm rotor
BRAKE LEVERS	Avid Juicy 5
FRONT DERAILLEUR	Shimano M581 LX, 34.9mm clamp, bottom swing, dual pull
REAR DERAILLEUR	SRAM X-9, 9-speed, long cage
SHIFT LEVERS	SRAM X-7, aluminum trigger 9-speed
CASSETTE	Shimano HG50, 9-speed, 11/34t
CHAIN	SRAM PC-951 w /Power Link
CRANKSET	Truvativ Stylo, 2pc crank/BB
CHAINRINGS	22S/32A/44A 4mm thick outer, 4 bolt 104/64mm
BOTTOM BRACKET	Truvativ GXP, sealed outboard cartridge bearing
PEDALS	Shimano M-520 SPD
RIMS	DT custom for Specialized X430, 24mm w/eyelets, 32h
FRONT HUB	Specialized Stout disc, sealed cartridge bearing, high/low flange, 32h
REAR HUB	Shimano M-525 disc, 32h, alloy QR
SPOKES	DT Swiss 1.8mm stainless, black, alloy nipples
FRONT TIRE	Specialized Resolution Pro 26x2.1", 120TPI, aramid bead, dual compound
REAR TIRE	Specialized Resolution Pro 26x2.1", 120TPI, aramid bead, dual compound
TUBES	Specialized Ultralight 26x2.0", presta
SADDLE	Specialized BG Women's, hollow Cro-Mo rails, dual density base
SEAT POST	2014 butted alloy, black, 30.9 x 350/400mm
SEAT BINDER	7050 hard anodized alloy collar w/ QR, 34.9mm clamp ID, black
NOTES	Protective clear coat, derailleur hanger, reflectors, owners manual

FSR XC Comp

MODEL	FSR XC Comp
FRAME	FSR M4 butted frame w/ ORE downtube, sealed cartridge bearing pivots, replaceable derailleur hanger, two sets of water bottle bosses, disc only, 100mm travel
REAR SHOCK	X Fusion 02RC, Specialized tuned, rebound/compression adjust w/ lock out, 7.0x1.6"
FORK	Rock Shox Recon 335, 100mm, fixed coil, lock out, turnkey damper, ext rebound adj, alloy steerer
HEADSET	1 1/8" threadless, black steel cups, loose ball bearings w/ seals
STEM	Aluminum, 7 degree rise, OS 31.8, 4 bolt, black
HANDLEBARS	Specialized XC low rise, butted alloy, 640mm wide, 6 degree up, 8 degree backsweep
GRIPS	Specialized MTB, dual density
FRONT BRAKE	Avid Juicy 3, hydraulic disc, G2 Clean Sweep S/M: 185mm rotor, L/XL 203mm rotor
REAR BRAKE	Avid Juicy 3, hydraulic disc, G2 Clean Sweep S/M: 160mm rotor, L/XL: 185mm rotor
BRAKE LEVERS	Avid Juicy 3 hydraulic
FRONT DERAILLEUR	Shimano FD-M530, Deore, top swing, dual pull, 34.9mm clamp,
REAR DERAILLEUR	Shimano M-751 Deore XT, long cage, standard spring
SHIFT LEVERS	Shimano SL-S11 Deore, 9-speed
CASSETTE	Shimano HG50, 9-speed, 11/34t
CHAIN	Shimano HG73
CRANKSET	Shimano FCM-442-8, Octalink Spline, 9-speed, replaceable rings w/ alloy outer
CHAINRINGS	22s/32s/44A 4mm thick outer, 4 bolt 104/64mm
BOTTOM BRACKET	Shimano ES-25 Octalink Spline, 68mm shell, 118mm spindle, 50mm chainline
PEDALS	Shimano 505 SPD
RIMS	Mavic XII17 Disc, 26", 32h, black, presta valve
FRONT HUB	Specialized disc, loose ball bearing, high/low flange, 32h
REAR HUB	Shimano M-475L disc, 32h, 8/9-speed, alloy QR
SPOKES	1.8mm stainless, black, brass nipples
FRONT TIRE	Specialized Resolution 26x2.0", 60TPI, aramid bead, dual compound
REAR TIRE	Specialized Resolution 26x2.0", 60TPI, aramid bead, dual compound
TUBES	Specialized 26x2.0", schraeder
SADDLE	Specialized BG MTB
SEAT POST	6061 alloy, black, 30.9 x 350/400mm
SEAT BINDER	Alloy collar with QR, 34.9mm clamp ID, black
NOTES	Protective clear coat, derailleur hanger, reflectors, owners manual

FSR XC Rim

MODEL	FSR XC Rim
FRAME	FSR M4 butted frame w/ ORE downtube, sealed cartridge bearing pivots, replaceable derailleur hanger, two sets of water bottle bosses, 100mm travel
REAR SHOCK	X Fusion 02RLA, Specialized tuned, rebound adjust w/ lock out, 7.0x1.6"
FORK	Rock Shox Tora 302, 100mm, fixed coil spring, lock out, ext rebound adj, alloy steerer
HEADSET	1 1/8" threadless, black steel cups, loose ball bearings w/ seals
STEM	Aluminum, 7 degree rise, OS 31.8, 4 bolt, black
HANDLEBARS	Specialized XC low rise, butted alloy, 640mm wide, 6 degree up, 8 degree backsweep
GRIPS	Specialized MTB, dual density
FRONT BRAKE	Avid SD-3R "V", cartridge pads, lightweight compressionless housing
REAR BRAKE	Avid SD-3R "V", cartridge pads, lightweight compressionless housing
BRAKE LEVERS	Avid FR-5
FRONT DERAILLEUR	Shimano FD-M530, Deore, top swing, dual pull, 34.9mm clamp,
REAR DERAILLEUR	Shimano M-571 Deore LX, long cage, standard spring
SHIFT LEVERS	Shimano SL-S11 Deore, 9-speed
CASSETTE	Shimano HG50, 9-speed, 11/34t
CHAIN	Shimano HG73
CRANKSET	Shimano FCM-442-8, Octalink Spline, 9-speed, replaceable rings w/ alloy outer
CHAINRINGS	22s/32s/44A 4mm thick outer, 4 bolt 104/64mm
BOTTOM BRACKET	Shimano ES-25 Octalink Spline, 68mm shell, 118mm spindle, 50mm chainline
PEDALS	Alloy platform
RIMS	Specialized doublewall w/ eyelets, CNC sidewall, 32h
FRONT HUB	Specialized disc, loose ball bearing, high/low flange, 32h
REAR HUB	Shimano M-475L disc, 32h, 8/9-speed, alloy QR
SPOKES	1.8mm stainless, black, brass nipples
FRONT TIRE	Specialized Resolution 26x2.0", 60TPI, aramid bead, dual compound
REAR TIRE	Specialized Resolution 26x2.0", 60TPI, aramid bead, dual compound
TUBES	Specialized 26x2.0", schraeder
SADDLE	Specialized BG MTB
SEAT POST	6061 alloy, black, 30.9 x 350/400mm
SEAT BINDER	Alloy collar with QR, 34.9mm clamp ID, black
NOTES	Protective clear coat, derailleur hanger, reflectors, owners manual

FSR XC

MODEL	FSR XC Rim Women's
FRAME	FSR M4 butted frame w/ORE downtube, sealed cartridge bearing pivots, replaceable derailleur hanger, two sets of water bottle bosses, 100mm travel, Women's geometry
REAR SHOCK	X Fusion 02URLA, Specialized tuned, rebound adjust w/ lock out, 7.0x1.6"
FORK	Rock Shox Tora 302, 100mm, fixed coil spring, lock out, ext rebound adj, alloy steerer, Le Femme spring
HEADSET	1 1/8" threadless, black steel cups, loose ball bearings w/ seals
STEM	Aluminum, 7 degree rise, OS 31.8, 4 bolt, black
HANDLEBARS	Specialized XC low rise, butted alloy, 620mm wide, 6 degree up, 8 degree backsweep
GRIPS	Specialized sidewinder, dual density
FRONT BRAKE	Avid SD-3R "V", cartridge pads, lightweight compressionless housing
REAR BRAKE	Avid SD-3R "V", cartridge pads, lightweight compressionless housing
BRAKE LEVERS	Avid FR-5
FRONT DERAILLEUR	Shimano FD-M530, Deore, top swing, dual pull, 34.9mm clamp,
REAR DERAILLEUR	Shimano M-571 Deore LX, long cage, standard spring
SHIFT LEVERS	Shimano SL-511 Deore, 9-speed
CASSETTE	Shimano HG50, 9-speed, 11/34t
CHAIN	Shimano HG73
CRANKSET	Shimano FCM-442-8, Octalink Spline, 9-speed, replaceable rings w/ alloy outer
CHAINRINGS	22s/32s/44A 4mm thick outer, 4 bolt 104/64mm
BOTTOM BRACKET	Shimano ES-25 Octalink Spline, 68mm shell, 118mm spindle, 50mm chainline
PEDALS	Alloy platform
RIMS	Specialized doublewall w/ eyelets, CNC sidewall, 32h
FRONT HUB	Specialized disc, loose ball bearing, high/low flange, 32h
REAR HUB	Shimano M-475L disc, 32h, 8/9-speed, alloy QR
SPOKES	1.8mm stainless, black, brass nipples
FRONT TIRE	Specialized Resolution 26x2.0", 60TPI, aramid bead, dual compound
REAR TIRE	Specialized Resolution 26x2.0", 60TPI, aramid bead, dual compound
TUBES	Specialized 26x2.0", schraeder
SADDLE	Specialized BG MTB Women's
SEAT POST	6061 alloy, black, 30.9 x 350/400mm
SEAT BINDER	Alloy collar with QR, 34.9mm clamp ID, black
NOTES	Protective clear coat, derailleur hanger, reflectors, owners manual

EPIC

MODEL	EPIC Marathon Carbon
FRAME	FACT 9M carbon front triangle, Axl construction, M5 aluminum rear triangle, sealed cartridge bearing pivots, 100mm travel, FACT carbon link
REAR SHOCK	Specialized AFR Shock w/ Flow Control valve, adjustable Brain Fade from HT firm to Trail Tune, air spring, adjustable rebound
FORK	Fox F100RLC, 100mm travel, air spring, rebound, compression, lockout and threshold adjust, alloy steerer
HEADSET	1 1/8" threadless, integrated alloy cups, sealed cartridge bearing
STEM	Specialized adjustable rise, OS 31.8, 3D forged w/CNC finish
HANDLEBARS	SBC OS XC low rise carbon bar, 640mm wide, 6 degree up, 8 degree backsweep
GRIPS	Specialized MTB, dual density
FRONT BRAKE	Magura Marta, hydraulic disc, S/M 160mm rotor, L/XL 180mm rotor
REAR BRAKE	Magura Marta, hydraulic disc, 160mm rotor
BRAKE LEVERS	Magura Marta
FRONT DERAILLEUR	Shimano M760 XT, 34.9 clamp, bottom swing, dual pull
REAR DERAILLEUR	SRAM X.0, 9-speed, long cage
SHIFT LEVERS	SRAM X.0, carbon/aluminum trigger 9-speed
CASSETTE	Shimano M760 XT, 9-speed, 11/34t
CHAIN	SRAM PC-951 w /Power Link
CRANKSET	Shimano M-760 XT Hollowtech II, 2pc crank/BB
CHAINRINGS	22A/32A/44A 4mm thick outer, 4 bolt 104/64mm
BOTTOM BRACKET	Shimano M-760 XT, integrated with crank
PEDALS	Shimano M-520 SPD
RIMS	Mavic XM-819 Disc, black, welded seam, tubeless
FRONT HUB	Specialized Stout disc, sealed cartridge bearing, high/low flange, 32h
REAR HUB	DT Swiss Custom SL, 32h disc, alloy QR
SPOKES	DT Swiss Super Comp 2.0/1.7/1.8mm butted stainless, black, alloy nipples
FRONT TIRE	Specialized Fast Trak Pro 26x2.0", tubeless, aramid bead, dual compound
REAR TIRE	Specialized Fast Trak Pro 26x2.0", tubeless, aramid bead, dual compound
TUBES	N/A
SADDLE	Specialized BG Rival, Titanium rails
SEAT POST	Thomson, 7000 series aluminum, 2-bolt adjust, set back head, 30.9mm x 367/410mm
SEAT BINDER	34.9mm clamp, dual bolt for carbon frame/post
NOTES	Protective clear coat, derailleur hanger, reflectors, owners manual

Epic Marathon

EPIC FSR M5 alloy, fully manipulated frame w/ ORE DT/TT, FACT carbon shock link, sealed cartridge bearings, 100mm travel, replaceable derailer hanger
Specialized AFR Shock w/ Flow Control valve, adjustable Brain Fade from HT firm to Trail Tune, air spring, adjustable rebound
Fox F100RLC, 100mm travel, air spring, rebound, compression, lockout and threshold adjust, alloy steerer
1 1/8" Threadless, alloy cups w/ 10mm insertion, sealed cartridge bearing
Specialized adjustable rise, OS 31.8, 3D forged w/CNC finish
SBC OS XC low rise carbon bar, 640mm wide, 6 degree up, 8 degree backsweep
Specialized MTB, dual density
Magura Marta, hydraulic disc, S/M 160mm rotor, L/XL 180mm rotor
Magura Marta, hydraulic disc, 160mm rotor
Magura Marta
Shimano M760 XT, 34.9 clamp, bottom swing, dual pull
SRAM X.0, 9-speed, long cage
SRAM X.0, carbon/aluminum trigger 9-speed
Shimano M760 XT, 9-speed, 11/34t
SRAM PC-951 w /Power Link
Shimano M-760 XT Hollowtech II, 2pc crank/BB
22A/32A/44A 4mm thick outer, 4 bolt 104/64mm
Shimano M-760 XT, integrated with crank
Shimano M-520 SPD
Mavic XM-819 Disc, black, welded seam, tubeless
Specialized Stout disc, sealed cartridge bearing, high/low flange, 32h
DT Swiss Custom SL, 32h disc, alloy QR
DT Swiss Super Comp 2.0/1.7/1.8mm butted stainless, black, alloy nipples
Specialized Fast Trak Pro 26x2.0", tubeless, aramid bead, dual compound
Specialized Fast Trak Pro 26x2.0", tubeless, aramid bead, dual compound
N/A
Specialized BG Rival, Titanium rails
Thomson, 7000 series aluminum, 2-bolt adjust, set back head, 30.9mm x 367/410mm
7050 hard anodized alloy collar w/ QR, 34.9mm clamp ID, black
Protective clear coat, derailleur hanger, reflectors, owners manual

Epic Expert

EPIC FSR M5 alloy, fully manipulated frame w/ ORE DT/TT, hollow alloy shock link, sealed cartridge bearings, 100mm travel, replaceable derailer hanger
Specialized Fox Brain Fade, adjustable from HT firm to Trail Tune, air spring, rebound adjust
Fox F100 RL 100mm, air spring, rebound/compression adj w/ lock out, alloy steerer
1 1/8" Threadless, alloy cups w/ 10mm insertion, sealed cartridge bearing
Specialized adjustable rise, OS 31.8, 3D forged w/CNC finish
Specialized XC low rise 31.8mm OS bar, 2014 butted alloy, 6 degree up, 8 degree backsweep, 640mm width
Specialized MTB, dual density
Avid Juicy 7, hydraulic disc, G2 Clean Sweep S/M: 160mm rotor, L/XL: 180mm rotor
Avid Juicy 7, hydraulic disc, G2 Clean Sweep 160mm rotor
Avid Juicy 7
Shimano M581 LX, 34.9mm clamp, bottom swing, dual pull
SRAM X.0, 9-speed, long cage
SRAM X-9, aluminum trigger 9-speed
Shimano M760 XT, 9-speed, 11/34t
SRAM PC-951 w /Power Link
Shimano M-760 XT Hollowtech II, 2pc crank/BB
22A/32A/44A 4mm thick outer, 4 bolt 104/64mm
Shimano M-760 XT, integrated with crank
Shimano M-520 SPD
Custom DT Swiss X430, 24mm w/eyelets, 32h
Specialized Stout disc, sealed cartridge bearing, high/low flange, 32h
Shimano M-525 disc, 32h, alloy QR
DT Swiss 1.8mm stainless, black, alloy nipples
Specialized Fast Trak Pro 26x2.0", aramid bead, dual compound
Specialized Fast Trak Pro 26x2.0", aramid bead, dual compound
Specialized Ultralight 26x2.0", presta
Specialized BG Rival, hollow Cro-Mo rails
2014 butted alloy, black, 30.9 x 350/400mm
7050 hard anodized alloy collar w/ QR, 34.9mm clamp ID, black
Protective clear coat, derailleur hanger, reflectors, owners manual

Epic Comp Women's

EPIC FSR M5 alloy, fully manipulated Women's geometry frame w/ ORE DT/TT, hollow alloy shock link, sealed cartridge bearings, 100mm travel, replaceable derailer hanger
Specialized Fox Brain Fade, adjustable from HT firm to Trail Tune, air spring, rebound adjust
Fox F100 RL 100mm, air spring, rebound/compression adj w/ lock out, alloy steerer
1 1/8" Threadless, alloy cups w/ 10mm insertion, sealed cartridge bearing
Specialized adjustable rise, OS 31.8, 3D forged w/CNC finish
Specialized XC low rise 31.8mm OS bar, 6066 butted alloy, 6 degree up, 8 degree backsweep, 620mm width
Specialized MTB, dual density
Avid Juicy 5, hydraulic disc, G2 Clean Sweep 160mm rotor
Avid Juicy 5, hydraulic disc, G2 Clean Sweep 160mm rotor
Avid Juicy 5
Shimano M581 LX, 34.9mm clamp, bottom swing, dual pull
SRAM X-9, 9-speed, long cage
SRAM X-7, aluminum trigger 9-speed
Shimano HG50, 9-speed, 11/34t
SRAM PC-951 w /Power Link
Truvativ Stylo, 2pc crank/BB
22S/32A/44A 4mm thick outer, 4 bolt 104/64mm
Truvativ GXP, sealed outboard cartridge bearing
Shimano M-520 SPD
DT custom for Specialized X430, 24mm w/eyelets, 32h
Specialized Stout disc, sealed cartridge bearing, high/low flange, 32h
Shimano M-525 disc, 32h, alloy QR
DT Swiss 1.8mm stainless, black, alloy nipples
Specialized Fast Trak Pro 26x2.0", aramid bead, dual compound
Specialized Fast Trak Pro 26x2.0", aramid bead, dual compound
Specialized Ultralight 26x2.0", presta
Specialized BG Women's, hollow Cro-Mo rails
2014 butted alloy, black, 30.9 x 350/400mm
7050 hard anodized alloy collar w/ QR, 34.9mm clamp ID, black
Protective clear coat, derailleur hanger, reflectors, owners manual

Epic Comp

EPIC FSR M5 alloy, fully manipulated frame w/ ORE DT/TT, hollow alloy shock link, sealed cartridge bearings, 100mm travel, replaceable derailer hanger
Specialized Fox Brain Fade, adjustable from HT firm to Trail Tune, air spring, rebound adjust
Fox F100 RL 100mm, air spring, rebound/compression adj w/ lock out, alloy steerer
1 1/8" Threadless, alloy cups w/ 10mm insertion, sealed cartridge bearing
Specialized adjustable rise, OS 31.8, 3D forged w/CNC finish
Specialized XC low rise 31.8mm OS bar, 6066 butted alloy, 6 degree up, 8 degree backsweep, 640mm width
Specialized MTB, dual density
Avid Juicy 5, hydraulic disc, G2 Clean Sweep S/M: 160mm rotor, L/XL: 180mm
Avid Juicy 5, hydraulic disc, G2 Clean Sweep 160mm rotor
Avid Juicy 5
Shimano M581 LX, 34.9mm clamp, bottom swing, dual pull
SRAM X-9, 9-speed, long cage
SRAM X-7, aluminum trigger 9-speed
Shimano HG50, 9-speed, 11/34t
SRAM PC-951 w /Power Link
Truvativ Stylo, 2pc crank/BB
22S/32A/44A 4mm thick outer, 4 bolt 104/64mm
Truvativ GXP, sealed outboard cartridge bearing
Shimano M-520 SPD
DT custom for Specialized X430, 24mm w/eyelets, 32h
Specialized Stout disc, sealed cartridge bearing, high/low flange, 32h
Shimano M-525 disc, 32h, alloy QR
DT Swiss 1.8mm stainless, black, alloy nipples
Specialized Fast Trak Pro 26x2.0", aramid bead, dual compound
Specialized Fast Trak Pro 26x2.0", aramid bead, dual compound
Specialized Ultralight 26x2.0", presta
Specialized BG Rival, hollow Cro-Mo rails
2014 butted alloy, black, 30.9 x 350/400mm
7050 hard anodized alloy collar w/ QR, 34.9mm clamp ID, black
Protective clear coat, derailleur hanger, reflectors, owners manual

SX TRAIL

MODEL	SX Trail III
FRAME	Al Premium Aluminum frame, ORE TT/DT, forged HT, sealed cartridge bearing pivots, ISCG mount, adjust geometry, replaceable derailleur hanger, derailleur guard, 170mm travel
REAR SHOCK	Fox DHX 5.0 coil 9.0x2.75", adjustable rebound, ProPedal, and bottom out control
FORK	Fox 36 Van RC2, 160mm, adj reb, comp, 20mm thru axle, alloy steerer tube
HEADSET	1 1/8" Threadless, 7050 alloy cups with oversize lower cup and bearing
STEM	Truvativ Holzfeller, CNC, 40mm, 31.8 clamp
HANDLEBARS	Specialized Enduro mid rise, 2014 alloy 31.8, OS bar, 6 degree up, 9 degree backsweep, 660mm width
GRIPS	Specialized MTB, dual density
FRONT BRAKE	Avid Juicy 7, hydraulic disc, G2 Clean Sweep 200mm rotor
REAR BRAKE	Avid Juicy 7, hydraulic disc, G2 Clean Sweep 200mm rotor
BRAKE LEVERS	Avid Juicy 7
FRONT DERAILLEUR	Shimano FD-M580, LX, top swing, dual pull
REAR DERAILLEUR	SRAM X.0, 9-speed, mid cage
SHIFT LEVERS	SRAM X-9, aluminum trigger 9-speed
CASSETTE	Shimano HG50, 9-speed, 11/34t
CHAIN	SRAM PC-951 w /Power Link
CRANKSET	Truvativ Holzfeller OCT w/ Black Spire Stinger shift guide
CHAINRINGS	24A/36A/SBC, alloy shift guard
BOTTOM BRACKET	Truvativ Howitzer Team, outboard bearing, 51mm chainline, 73mm shell
PEDALS	Specialized Lo-Pro Mag, screw in pins, sealed cartridge bearing
RIMS	DT Swiss EX-5.1, 28mm w/eyelets, 36h
FRONT HUB	Specialized Stout disc, sealed cartridge bearing, 20mm thru-axle, high/low flange, 36h
REAR HUB	Specialized bolt-on 135mm, solid 7075 alloy axle w/ RD guard
SPOKES	DT Swiss Competition 2.0/1.8/2.0mm stainless, brass nipples
FRONT TIRE	Specialized Chunder 26x2.3", 60TPI, steel bead, 2 ply, soft compound
REAR TIRE	Specialized Chunder 26x2.3", 60TPI, steel bead, 2 ply, soft compound
TUBES	Specialized 26x2.3", presta
SADDLE	Specialized Enduro, hollow Cro-Mo rails, SL foam
SEAT POST	Thomson, 7000 series aluminum, 2-bolt adjust, 30.9mm x 367/410mm
SEAT BINDER	7050 hard anodized alloy collar w/ QR, 34.9mm clamp ID, black
NOTES	Protective clear coat, derailleur hanger, reflectors, owners manual

MODEL	SX Trail I
FRAME	Al Premium Aluminum frame, ORE TT/DT, forged HT, sealed cartridge bearing pivots, ISCG mount, adjust geometry, replaceable derailleur hanger, derailleur guard, 170mm travel
REAR SHOCK	Fox DHX 4.0 coil 9.0x2.75", adjustable rebound and ProPedal
FORK	Marzocchi 66RV, 160mm, adjustable rebound, alloy steerer, 20mm thru-axle
HEADSET	1 1/8" Threadless, 7050 alloy cups with oversize lower cup and bearing
STEM	Truvativ Hussefelt forged/CNC stem, 5 degree x 40mm, 31.8 clamp, black
HANDLEBARS	Specialized Enduro mid rise, 6066 alloy 31.8, OS bar, 6 degree up, 9 degree backsweep, 660mm width
GRIPS	Specialized MTB, dual density
FRONT BRAKE	Avid Juicy 3, hydraulic disc, G2 Clean Sweep 200mm rotor
REAR BRAKE	Avid Juicy 3, hydraulic disc, G2 Clean Sweep 200mm rotor
BRAKE LEVERS	Avid Juicy 3
FRONT DERAILLEUR	Shimano FD-M580, LX, top swing, dual pull
REAR DERAILLEUR	SRAM X-9, 9-speed, mid cage
SHIFT LEVERS	SRAM X-7, aluminum trigger 9-speed
CASSETTE	Shimano HG50, 9-speed, 11/34t
CHAIN	SRAM PC-951 w /Power Link
CRANKSET	Truvativ Hussefelt w/ Black Spire Stinger shift guide
CHAINRINGS	24A/36A/SBC, alloy shift guard
BOTTOM BRACKET	Truvativ Howitzer Team, outboard bearing, 51mm chainline, 73mm shell
PEDALS	Alloy platform, 3mm pressed pins, 9/16" Cro-Mo axle
RIMS	DT Swiss/Specialized E450, 28mm w/eyelets, 36h
FRONT HUB	Specialized Stout disc, sealed cartridge bearing, 20mm thru-axle, high/low flange, 36h
REAR HUB	Specialized bolt-on 135mm, solid 7075 alloy axle w/ RD guard
SPOKES	DT Swiss 2.0mm stainless, brass nipples
FRONT TIRE	Specialized Chunder 26x2.3", 60TPI, steel bead, 2 ply, soft compound
REAR TIRE	Specialized Chunder 26x2.3", 60TPI, steel bead, 2 ply, soft compound
TUBES	Specialized 26x2.3", presta
SADDLE	Specialized Enduro, hollow Cro-Mo rails, SL foam
SEAT POST	2014 butted alloy, black, 30.9 x 350/400mm
SEAT BINDER	7050 hard anodized alloy collar w/ QR, 34.9mm clamp ID, black
NOTES	Protective clear coat, derailleur hanger, reflectors, owners manual

MODEL	SX Trail Frame	SX Frame
FRAME	A1 Premium Aluminum frame, ORE TT/DT, forged HT, sealed cartridge bearing pivots, ISCG mount, adj geometry, replaceable derailleur hanger, derailleur guard, 170mm travel	A1 Premium Aluminum frame, ORE TT/DT, low center of gravity design, full cartridge bearing pivots, ISCG mount, adj geometry, rear derailleur guard, 4.2" travel
REAR SHOCK	Fox DHX 5.0 coil 9.0x2.75", adjustable rebound, ProPedal, and bottom out control	Fox RP23, adjustable rebound, ProPedal adjust, custom tuned for SX
FORK	N/A	N/A
HEADSET	N/A	N/A
STEM	N/A	N/A
HANDLEBARS	N/A	N/A
GRIPS	N/A	N/A
FRONT BRAKE	N/A	N/A
REAR BRAKE	N/A	N/A
BRAKE LEVERS	N/A	N/A
FRONT DERAILLEUR	N/A	N/A
REAR DERAILLEUR	N/A	N/A
SHIFT LEVERS	N/A	N/A
CASSETTE	N/A	N/A
CHAIN	N/A	N/A
CRANKSET	N/A	N/A
CHAINRINGS	N/A	N/A
BOTTOM BRACKET	N/A	N/A
PEDALS	N/A	N/A
RIMS	N/A	N/A
FRONT HUB	N/A	N/A
REAR HUB	N/A	N/A
SPOKES	N/A	N/A
FRONT TIRE	N/A	N/A
REAR TIRE	N/A	N/A
TUBES	N/A	N/A
SADDLE	N/A	N/A
SEAT POST	Thomson, 7000 series aluminum, 2-bolt adjust, 30.9mm x 367/410mm	Thomson, 7000 series aluminum, 2-bolt adjust, 30.9mm x 367/410mm
SEAT BINDER	7050 hard anodized alloy collar w/ QR, 34.9mm clamp ID, black	7050 hard anodized alloy collar w/ QR, 34.9mm clamp ID, black
NOTES	Protective clear coat, derailleur hanger, owners manual	Protective clear coat, derailleur hanger, owners manual

DEMO

Demo 7 II
Demo 7 FSR M5 manipulated alloy, 7" travel, 26" F/R wheel, asymmetrical rear triangle, ISCG mount, adj geometry, 1.5" forged HT, cartridge bearing rear shock mount, rear derailleur protector
Fox DHX 5.0 coil 8.5x2.375", adjustable rebound, ProPedal, bottom out control, and IFP pressure
RockShox Totem Air, adj high/low speed comp and reb, 180mm travel, alloy 1.5" steerer, 20mm thru-axle w/ Maxle
1 1/2" alloy upper with OS bearings, 7050 lightweight cups
Truvativ Holzfeller 1.5", 31.8 clamp, 40mm
Specialized Demo rise bar, 6066 alloy, 31.8mm, 6 degree up, 9 degree backsweep, 680mm width
Specialized MTB, dual density
Avid Juicy 7, hydraulic disc, G2 Clean Sweep 200mm rotor
Avid Juicy 7, hydraulic disc, G2 Clean Sweep 200mm rotor
Avid Juicy 7
N/A
SRAM X.0, 9-speed, carbon short cage
SRAM X-9, aluminum trigger 9-speed
Shimano XT, 11-34t
SRAM PC-951 w /Power Link
Truvativ Holzfeller OCT hollow, 36t alloy ring, 170mm, w/ Gamut guide
36t, 4 bolt, compact 104mm pattern
Truvativ Howitzer Team, oversize sealed outboard cartridge bearing, 73mm shell
Specialized Lo-Pro Mag, screw in pins, sealed cartridge bearing
Specialized EX-5.1, 28mm w/eyelets, 36h
Specialized disc, 20mm thru axle, 36h
Specialized bolt-on 135mm, hollow Cro-Mo axle w/ RD guard
DT Swiss Competition 2.0/1.8/2.0mm
Specialized Chunder 26x2.3", 60TPI, steel bead, 2 ply, soft compound
Specialized Chunder 26x2.3", 60TPI, steel bead, 2 ply, soft compound
Specialized 26x2.3", schraeder
Specialized Enduro, 8mm hollow Cro-Mo rails, SL foam
Thomson SPE127/8, straight w/ 12degree clamp
7050 hard anodized alloy collar w/ QR, 34.9mm clamp ID, black
Protective clear coat, derailleur hanger, reflectors, owners manual

BIGHIT

BigHit FSR III
BigHit FSR, A1 Premium Aluminum ORE TT/DT, full cartridge bearing pivots, ISCG mount, asymmetrical rear triangle, 26" F/R wheel, 8.2" travel, adj geometry
Fox DHX 4.0, 8.75x2.75", adjustable rebound, pro pedal, and bottom out, S:400, M:450, L:500
Marzocchi 888 RV, 200mm travel, alloy steerer, external rebound adj, double clamp, 20mm thru axle
1 1/8" Threadless, 7050 alloy cups with oversize lower cup and bearing
Truvativ Hussefelt forged/CNC stem, 5 degree x 40mm, 31.8 clamp, black
Specialized BH rise bar, 6061 alloy, 31.8mm, 6 degree up, 9 degree backsweep, 680mm width
Specialized MTB, dual density
Avid Juicy 5, hydraulic disc, G2 Clean Sweep 200mm rotor
Avid Juicy 5, hydraulic disc, G2 Clean Sweep 200mm rotor
Avid Juicy 5
N/A
SRAM X-9, 9-speed, short cage
SRAM X-7, aluminum trigger 9-speed
Shimano HG50, 9-speed, 11/34t
SRAM PC-951 w /Power Link
Truvativ Hussefelt, 36t ring, 170mm, w/ BlackSpire DS-1 guide
36t, 4 bolt, compact 104mm pattern
Truvativ Howitzer XR, oversize sealed outboard cartridge bearing, 73mm shell
Alloy platform, 3mm pressed pins, 9/16" Cro-Mo axle
Mavic EX325 disc, 36h
Specialized disc, 20mm thru axle, 36h
Specialized bolt-on 135mm, hollow Cro-Mo axle w/ RD guard
2.0mm stainless, black, brass nipples
Specialized Chunder 26x2.3", 60TPI, aramid bead, 2 ply, soft compound
Specialized Chunder 26x2.3", 60TPI, aramid bead, 2 ply, soft compound
Specialized 26x2.3", schraeder
Specialized Enduro, 8mm hollow Cro-Mo rails, SL foam
Alloy microadjust, 30.9 x 300mm
7050 hard anodized alloy collar w/ QR, 34.9mm clamp ID, black
Protective clear coat, derailleur hanger, reflectors, owners manual

MODEL	BigHit FSR II
FRAME	BigHit FSR, A1 Premium Aluminum ORE TT/DT, full cartridge bearing pivots, ISCG mount, asymmetrical rear triangle, 26" F/R wheel, 7.5" travel, adj geometry
REAR SHOCK	Fox Van R coil piggy back, 8.75x2.5", adjustable rebound, S:400, M:450, L:500
FORK	RockShox Domain 318, 180mm travel, external rebound and compression adjust, 20mm thru-axle w/ Maxle
HEADSET	1 1/8" Threadless, 7050 alloy cups with oversize lower cup and bearing
STEM	Truvativ Hussefelt forged/CNC stem, 5 degree x 40mm, 31.8 clamp, black
HANDLEBARS	Specialized BH rise bar, 6061 alloy, 31.8mm, 6 degree up, 9 degree backsweep, 680mm width
GRIPS	Specialized MTB, dual density
FRONT BRAKE	Avid Juicy 3, hydraulic disc, G2 Clean Sweep 200mm rotor
REAR BRAKE	Avid Juicy 3, hydraulic disc, G2 Clean Sweep 200mm rotor
BRAKE LEVERS	Avid Juicy 3
FRONT DERAILLEUR	N/A
REAR DERAILLEUR	SRAM X-9, 9-speed, short cage
SHIFT LEVERS	SRAM SX5, aluminum trigger 9-speed
CASSETTE	Shimano HG50, 9-speed, 11/34t
CHAIN	SRAM PC-951 w /Power Link
CRANKSET	Truvativ Hussefelt, 170mm w/ Truvativ chain guide
CHAINRINGS	34t, 4 bolt, compact 104mm pattern
BOTTOM BRACKET	Truvativ Howitzer XR, oversize sealed outboard cartridge bearing, 73mm shell
PEDALS	Alloy platform, 3mm pressed pins, 9/16" Cro-Mo axle
RIMS	Mavic EX325 disc, 36h
FRONT HUB	Specialized disc, 20mm thru axle, 36h
REAR HUB	Specialized bolt-on 135mm, hollow Cro-Mo axle w/ RD guard
SPOKES	2.0mm stainless, black, brass nipples
FRONT TIRE	Specialized Chunder 26x2.3", 60TPI, aramid bead, 2 ply, soft compound
REAR TIRE	Specialized Chunder 26x2.3", 60TPI, aramid bead, 2 ply, soft compound
TUBES	Specialized 26x2.3", schraeder
SADDLE	Specialized Enduro, 8mm hollow Cro-Mo rails, SL foam
SEAT POST	Alloy microadjust, 30.9 x 300mm
SEAT BINDER	7050 hard anodized alloy collar w/ QR, 34.9mm clamp ID, black
NOTES	Protective clear coat, derailleur hanger, reflectors, owners manual

P.SERIES

P.3
A1 Premium Aluminum, double butted ORE DT and TT, forged/relieved HT and ISCG BB, 6mm offset rear triangle and forged horizontal drop-outs w/ integrated chain tensioners and replaceable der hanger adapter
N/A
Marzocchi DJ 3 SL Urban, 100mm, 32mm alloy stanchions and 1 1/8" steerer, coil spring w/ air assist, rebound adjustment, bolt on forged crown, magnesium lowers, 20mm through axle dropout
FSA PIG FS, 1 1/8" threadless
Truvativ Holzfeller, forged alloy, 31.8mm, 0 degree rise
Specialized OS Freeride, 680mm wide, 53mm rise, 8 degree back, 6 degree upsweep
Specialized Micro flange, Kraton w/ CNC alloy bar end plug
Avid Juicy 3, hydraulic disc, 6" G2 Clean Sweep rotor
Avid Juicy 3, hydraulic disc, 6" G2 Clean Sweep rotor
Avid Juicy 3 hydraulic
N/A
SRAM X-9, short cage
SRAM SX-7 9-speed trigger
SRAM PG-950, 9-speed, 11-25t
SRAM PC-951, 1/2" x 3/32" w/ Power Link
Specialized Fuse SL, 2pc 175mm length, heat treated Sanko Cro-Mo tubular arms, hollow 19mm Cro-Mo spindle, for 52mm chainline
32A w/ ISCG mounted E13 "32 Special" chain guide
Fuse SL Euro, for 2pc crank, alloy cups, 4x cartridge bearings, alloy tube spacer, 6x steel outside adjust spacer, 1pc chainring bolt
Specialized Lo-Pro Mag II, cartridge bearings, magnesium body, 9/16"
Specialized/Alex P.Disc 26 double wall disc w/ eyelets
Specialized HI Lo 20mm, CNC flange and disc mount, 36h, for 20mm thru-axle
Specialized 10mm through axle cartridge cassette, CNC flanges and disc mount, 36h
2.0mm (14g) stainless black
Specialized Rhythm Pro, 26x2.3", DC, 60TPI, aramid bead
Specialized Compound Pro, 26x2.2", DC, 60TPI, aramid bead
Specialized schraeder valve
Fuse SL, kevlar nose and tail, non slip sides and hollow 9mm Cro-Mo rails
Fuse SL, dual bolt, 30.9mm
CNC'd alloy, single bolt
Chain stay protector, reflectors, owners manual

P.2
A1 Premium Aluminum, double butted ORE DT and TT, forged/relieved HT and ISCG BB, 6mm offset rear triangle and forged horizontal drop-outs w/ integrated chain tensioners and replaceable der hanger adapter
N/A
Marzocchi DJ 3.5 SL, 100mm, 32mm alloy stanchions and 1 1/8" steerer, coil spring w/ air assist, rebound adjustment, magnesium lowers, standard axle dropout
Tank FS, 1 1/8" threadless
Truvativ Hussefelt, forged alloy, 31.8mm, 0 degree rise
Alloy OS, 640mm wide, 45mm rise, 8 degree back, 6 degree upsweep
Specialized Enduro, dual density, Kraton
Hayes Sole, hydraulic disc, 6" v-cut rotors
Hayes Sole, hydraulic disc, 6" v-cut rotors
Hayes Sole w/ BFL Lever
N/A
SRAM SX-5, mid cage
SRAM SX-5 8-speed trigger
SRAM PG-830, 8-speed, 11-28t
Shimano HG-50, 1/2" x 3/32"
Truvativ Hussefelt, forged 6066, 175mm, Howitzer spline w/ pedal thread inserts
34S w/ poly bash guard and ISCG mounted TV box guide
Truvativ Howitzer XR, sealed cartridge bearings, 73mm Shell for 52mm chainline
Specialized alloy platform, 9/16"
Specialized/Alex HRD 26, double wall disc w/ eyelets
Specialized P.Disc, CNC high flanges and disc mounts, 36h, nitted 3/8" axle
Specialized P.Disc, cassette, CNC high flanges and disc mounts, 36h, nitted 3/8" axle
2.0mm (14g) stainless
Specialized Rhythm, 26x2.3", 60TPI, wire bead
Specialized Compound, 26x2.2", 60TPI, wire bead
Specialized schraeder valve
Fuse 8 Jumping
Alloy micro adjust, 30.9mm
CNC'd alloy, single bolt
Chain stay protector, reflectors, owners manual

P.SERIES

MODEL	P.2 Cromo
FRAME	Specialized 100% Cro-Mo, double-buttet HT/DT, externally relieved HT, disc mount, 6mm offset horizontal drop out for 26" wheel w/ replaceable der hanger adapter
REAR SHOCK	N/A
FORK	Marzocchi DJ 3.5, 100mm, 32mm Cro-Mo stanchions and 1 1/8" steerer, coil spring w/ air assist, rebound adjustment, magnesium lowers, standard axle dropout
HEADSET	Tank FS, 1 1/8" threadless
STEM	Truvativ Husefelt, forged alloy, 31.8mm, 0 degree rise
HANDLEBARS	Alloy OS, 640mm wide, 45mm rise, 8 degree back, 6 degree upsweep
GRIPS	Specialized Enduro, dual density, Kraton
FRONT BRAKE	Avid BB5, mechanical disc, 6" G2 Clean Sweep rotor
REAR BRAKE	Avid BB5, mechanical disc, 6" G2 Clean Sweep rotor
BRAKE LEVERS	Avid FR-5, alloy "V"
FRONT DERAILLEUR	N/A
REAR DERAILLEUR	SRAM SX-5, mid cage
SHIFT LEVERS	SRAM SX-5 8-speed trigger
CASSETTE	SRAM PG-830, 8-speed, 11-28t
CHAIN	Shimano HG-40, 1/2" x 3/32"
CRANKSET	Truvativ Ruktion, 6061, 175mm, Howitzer spline w/ pedal thread inserts
CHAINRINGS	34S w/ poly bash guard and ISCG mounted TV box guide
BOTTOM BRACKET	Truvativ Howitzer XR, sealed cartridge bearings, 73mm Shell for 52mm chainline
PEDALS	Specialized alloy platform, 9/16"
RIMS	Specialized/Alex HRD 26, double wall disc w/ eyelets
FRONT HUB	Specialized P.Disc, CNC high flanges and disc mounts, 36h, nutted 3/8" axle
REAR HUB	Specialized P.Disc, cassette, CNC high flanges and disc mounts, 36h, nutted 3/8" axle
SPOKES	2.0mm (14g) stainless
FRONT TIRE	Specialized Rhythm, 26x2.3", 60TPI, wire bead
REAR TIRE	Specialized Compound, 26x2.2", 60TPI, wire bead
TUBES	Specialized schraeder valve
SADDLE	Fuse 8 Jumping
SEAT POST	Alloy micro adjust, 30.9mm
SEAT BINDER	CNC'd alloy, single bolt
NOTES	Chain stay protector, reflectors, owners manual

STUMPJUMPER

MODEL	Stumpjumper Marathon Carbon
FRAME	FACT 9M carbon hardtail, Az1 construction w/ Mono-stay seatstays, forged dropouts w/ disc mount and replaceable derailer hanger
REAR SHOCK	N/A
FORK	Fox F90X, 90mm travel, air spring, inertia valve w/ threshold adj., alloy steerer
HEADSET	1 1/8" threadless, integrated alloy cups, sealed cartridge bearing
STEM	Specialized adjustable rise, OS 31.8, 3D forged w/CNC finish
HANDLEBARS	Specialized XC carbon flat 31.8mm OS bar, 5 degree backsweep, 580mm width
GRIPS	Specialized MTB, dual density
FRONT BRAKE	Magura Marta, hydraulic disc, 160mm rotor
REAR BRAKE	Magura Marta, hydraulic disc, 160mm rotor
BRAKE LEVERS	Magura Marta
FRONT DERAILLEUR	Shimano M760 XT, 34.9 clamp, bottom swing, dual pull
REAR DERAILLEUR	SRAM X.0, 9-speed, long cage
SHIFT LEVERS	SRAM X.0, carbon/aluminum trigger 9-speed
CASSETTE	Shimano M760 XT, 9-speed, 11/34t
CHAIN	SRAM PC-951 w /Power Link
CRANKSET	Shimano M-760 XT Hollowtech II, 2pc crank/BB
CHAINRINGS	22A/32A/44A 4mm thick outer, 4 bolt 104/64mm
BOTTOM BRACKET	Shimano M-760 XT, integrated with crank
PEDALS	Shimano M-520 SPD
RIMS	Mavic XM-819 Disc, 26", black, welded seam, tubeless
FRONT HUB	Specialized Stout disc, sealed cartridge bearing, high/low flange, 32h
REAR HUB	DT Swiss Custom SL, 32h disc, alloy QR
SPOKES	DT Swiss Super Comp 2.0/1.7/1.8 stainless, alloy nipples
FRONT TIRE	Specialized Fast Trak Pro Tubeless 26x2.0", aramid bead
REAR TIRE	Specialized Fast Trak Pro Tubeless 26x2.0", aramid bead
TUBES	N/A
SADDLE	Specialized BG Rival, Titanium rails
SEAT POST	Specialized carbon 30.9 x 350 (15", 17", 18"), Thomson set-back (19", 21") 410mm
SEAT BINDER	34.9mm clamp, dual bolt for carbon frame/post
NOTES	Protective clear coat, derailleur hanger, reflectors, owners manual

P1	Specialized 100% Cro-Mo, double-buttet HT/DT, externally relieved HT, disc mount, 6mm offset horizontal drop out for 26" wheel w/ replaceable der hanger adapter
N/A	
Marzocchi DJ 3.5, 100mm, 32mm Cro-Mo stanchions and 1 1/8" steerer, coil spring w/ air assist, rebound adjustment, magnesium lowers, standard axle dropout	
Tank FS, 1 1/8" threadless	
Truvativ Husefelt, forged alloy, 31.8mm, 0 degree rise	
Alloy OS, 640mm wide, 45mm rise, 8 degree backsweep, 6 degree upsweep	
Specialized Enduro, dual density, Kraton	
Avid BB5, mechanical disc, 6" G2 Clean Sweep rotor	
Avid BB5, mechanical disc, 6" G2 Clean Sweep rotor	
Avid FR-5, alloy "V"	
N/A	
N/A	
N/A	
1/2"x3/32"x16t Cro-Mo cog w/ Shimano spline and conversion spacers	
KMC Z-610H, 1/2" x 3/32"	
Truvativ Ruktion, 6061, 175mm, Howitzer spline w/ pedal thread inserts	
32S w/ poly bash guard	
Truvativ Howitzer XR, sealed cartridge bearings, 73mm Shell for 52mm chainline	
Specialized alloy platform, 9/16"	
Specialized/Alex HRD 26, double wall disc w/ eyelets	
Specialized P.Disc, CNC high flanges and disc mounts, 36h, nutted 3/8" axle	
Specialized P.Disc, cassette, CNC high flanges and disc mounts, 36h, nutted 3/8" axle	
2.0mm (14g) stainless	
Specialized Rhythm, 26x2.3", 60TPI, wire bead	
Specialized Compound, 26x2.2", 60TPI, wire bead	
Specialized schraeder valve	
Fuse 8 Jumping	
Alloy micro adjust, 30.9mm	
CNC'd alloy, single bolt	
Reflectors, owners manual	

Stumpjumper Comp

M4 alloy hardtail, fully manipulated DT, TT, SS, CS, ST w/ Mono-stay seatstays, ORE DT/TT, disc mount, replaceable derailer hanger
N/A
Fox F90 RL 90mm, air spring, rebound/compression adj w/ lock out, alloy steerer
1 1/8" Threadless, alloy cups w/ 10mm insertion, sealed cartridge bearing
Specialized adjustable rise, OS 31.8, 3D forged w/CNC finish
Specialized XC flat 31.8mm OS bar, 2014 butted alloy, 5 degree backsweep, 600mm width
Specialized MTB, dual density
Avid Juicy 5, hydraulic disc, G2 Clean Sweep 160mm rotor
Avid Juicy 5, hydraulic disc, G2 Clean Sweep 160mm rotor
Avid Juicy 5
Shimano M581 LX, 34.9mm clamp, bottom swing, dual pull
SRAM X-9, 9-speed, long cage
SRAM X-7, aluminum trigger 9-speed
Shimano HG50, 9-speed, 11/34t
SRAM PC-951 w /Power Link
Truvativ Stylo, 2pc crank/BB
22S/32A/44A 4mm thick outer, 4 bolt 104/64mm
Truvativ GXP, sealed outboard cartridge bearing
Shimano M-520 SPD
DT custom for Specialized X430, 24mm w/eyelets, 32h
Specialized Stout disc, sealed cartridge bearing, high/low flange, 32h
Shimano M-525 disc, 32h, alloy QR
DT Swiss 1.8mm stainless, alloy nipples
Specialized Fast Trak Pro 26x2.0", 120TPI, aramid bead, dual compound
Specialized Fast Trak Pro 26x2.0", 120TPI, aramid bead, dual compound
Specialized Ultralight 26x2.0", presta
Specialized BG Rival, hollow Cro-Mo rails
2014 butted alloy, black, 30.9 x 350/400mm
7050 hard anodized alloy collar w/ QR, 34.9mm clamp ID, black
Protective clear coat, derailleur hanger, reflectors, owners manual

STUMPJUMPER CLASSIC

Stumpjumper Classic

Stumpjumper Classic frame, Tange Cro-Mo tubing, original Stumpjumper geometry, 19" only
N/A
Cro-Mo fork for SJ Classic frame, 1" threaded steerer, investment cast crown
1" threaded alloy
Cro-Mo one piece bar/stem, 1" quill
Cro-Mo one piece bar/stem, 1" quill
Foam grips, rubber end
Shimano BR550 cantilever for non "V" type levers
Shimano BR550 cantilever for non "V" type levers
Four finger motorcycle style lever for cantilever brakes
Shimano Deore XT
SRAM X.0, 9-speed, long cage
SRAM X.0 carbon/aluminum trigger
Shimano Deore XT
Shimano HG93
Shimano M-760 XT Hollow Tech II, 2pc crank/BB
22A/32A/44A 4mm thick outer, 4 bolt 104/64mm
Shimano M-760 XT, integrated with crank
Custom bear trap style
Custom Sun Rhyno lite, 32h w/ eyelets
Specialized alloy, sealed bearing, threaded axle w/ integrated washer, 32h
Specialized alloy, sealed bearing, threaded axle w/ integrated washer, 32h, cassette body
DT Swiss 1.8mm, alloy nipples
Classic Ground Control, 26x2.0"
Classic Ground Control, 26x2.0"
Specialized Ultralight 26x2.0", schraeder valve
Custom leather top, cromo rails
Custom single bolt, CNC quill w/ painted flutes, 26.2"
QR style, integrated into frame
Protective Clear Coat, Derailleur Hanger, Reflectors, Owners Manual

P-All Mtn

Specialized A1 Premium Aluminum, All Mountain design, double-buttet ORE DT/TT, forged/relieved HT, BB shell and yoke, disc only, forged drop outs w/ replaceable 98954020 derailleur hanger
N/A
Marzocchi AM4, 130mm, 32mm alloy stanchions, alloy steerer, coil spring w/ air assist, rebound adjustment, magnesium lowers, standard axle dropout
1 1/8" threadless
Truvativ XR, forged alloy, 31.8mm, 5 degree rise
Alloy OS, 640mm wide, 45mm rise, 8 degree back, 6 degree upsweep
Specialized Enduro, dual density, Kraton
Avid Juicy 3, hydraulic disc, 7" G2 Clean Sweep rotor
Avid Juicy 3, hydraulic disc, 6" G2 Clean Sweep rotor
Avid Juicy 3 hydraulic
SRAM X-7
SRAM X-9, mid cage
SRAM SX-5 9-speed trigger
Shimano HG-50, 9-speed, 11-34t
SRAM PC-951, 1/2" x 3/32" w/ Power Link
Truvativ Blaze AM, forged 6066, Howitzer spline
36A/24S w/ poly bash guard
Howitzer XR lite, M15 bolts, external bearing design, 73mm shell for 50mm chainline
Specialized alloy platform, 9/16"
Specialized/Alex P.Disc 26 double wall disc w/ eyelets
Specialized Hi Lo disc, 36h, CNC flange and disc mount, QR
Shimano FH-M475L, cassette, disc, 36h, QR
1.8mm (15g) stainless, black
Specialized Resolution Pro, 26x2.3", 60TPI, DC, aramid bead
Specialized Resolution Pro, 26x2.2", 60TPI, DC, aramid bead
Specialized schraeder valve
Specialized Body Geometry, ATB
Specialized two bolt, no offset, micro adjust, 30.9mm
Alloy collar with Q/R
Chain stay protector, reflectors, owners manual

Stumpjumper

M4 alloy hardtail, fully manipulated DT, TT, SS, CS, ST w/ Mono-stay seatstays, ORE DT/TT, disc mount, replaceable derailer hanger
N/A
Fox F90 RL 90mm, air spring, rebound/compression adj w/ lock out, alloy steerer
1 1/8" Threadless, alloy cups w/ 10mm insertion, sealed cartridge bearing
Specialized adjustable rise, OS 31.8, 3D forged w/CNC finish
Specialized XC flat 31.8mm OS bar, 2014 butted alloy, 5 degree backsweep, 600mm width
Specialized MTB, dual density
Avid SD-SR, cantilevers, cartridge pads, lightweight compressionless housing
Avid SD-SR, cantilevers, cartridge pads, lightweight compressionless housing
Avid FR-5
Shimano M581 LX, 34.9mm clamp, bottom swing, dual pull
SRAM X-9, 9-speed, long cage
SRAM X-7, aluminum trigger 9-speed
Shimano HG50, 9-speed, 11/34t
SRAM PC-951 w /Power Link
Truvativ Stylo, 2pc crank/BB
22S/32A/44A 4mm thick outer, 4 bolt 104/64mm
Truvativ GXP, sealed outboard cartridge bearing
Shimano M-520 SPD
Mavic X317, 26", black w/eyelets, 32h
Specialized Stout disc, sealed cartridge bearing, high/low flange, 32h
Shimano M-525 disc, 32h, alloy QR
DT Swiss 1.8mm stainless, alloy nipples
Specialized Fast Trak Pro 26x2.0", 120TPI, aramid bead, dual compound
Specialized Fast Trak Pro 26x2.0", 120TPI, aramid bead, dual compound
Specialized Ultralight 26x2.0", presta
Specialized BG Rival, hollow Cro-Mo rails
2014 butted alloy, black, 30.9 x 350/400mm
7050 hard anodized alloy collar w/ QR, 34.9mm clamp ID, black
Protective clear coat, derailleur hanger, reflectors, owners manual

ROCKHOPPER

Rockhopper Pro Disc

New for 07 M4 manipulated alloy frame, butted ORE DT, disc only, forged dropouts w/ replaceable 98954020 derailleur hanger
N/A
RockShox Recon 33S SL, 100mm, 32mm alloy stanchions, alloy steer, disc only, Turn Key damper, lockout with rebound adjust, coil spring
1 1/8" threadless
Specialized 3D forged alloy, four bolt, 31.8mm, 7 degree rise
Alloy 31.8mm Butted XC rise, 640mm wide, 8 degree back, 6 degree upsweep, 3.2mm thick
Specialized Enduro, dual density Kraton
Avid Juicy 3, hydraulic disc, 6" G2 Clean Sweep rotor
Avid Juicy 3, hydraulic disc, 6" G2 Clean Sweep rotor
Avid Juicy 3 hydraulic
Shimano Deore M-530
Shimano LX
Shimano Deore SL M51l
Shimano HG-50, 9-speed, 11-34t
Shimano HG-73, 1/2" x 3/32" w/ missing link
Shimano FCM-540, Hollowtech, Octalink Spline, replaceable rings with alloy outer 44A/32S/22S
Shimano ES-25, Octalink Spline, cartridge bearing, 68 x 118mm for 50mm chainline
Specialized alloy 1pc, 9/16"
Specialized/Alex RHD 26, double wall disc w/ eyelets
Specialized Hi Lo disc, 32h, CNC flange and disc mount, polished races, alloy QR
Shimano FH-M475L, cassette, disc, 32h, QR
1.8mm (15g) stainless, black
Specialized Fast Trak, 26x2.0", 60TPI, aramid bead
Specialized Fast Trak, 26x2.0", 60TPI, aramid bead
Specialized schraeder valve
Specialized Body Geometry, MTB
Specialized MTB built 6061 two bolt micro adjust, 30.9mm
Specialized forged alloy w/ QR
Chain stay protector, reflectors, clear coat, owners manual

MODEL	Rockhopper Comp Disc
FRAME	A1 Premium Aluminum, disc only, double butted TT and ORE DT, externally relieved head tube, internally relieved BB shell, reinforced disc mount, forged 3D dropouts w/ replaceable 98954020 hanger
REAR SHOCK	N/A
FORK	RockShox Tora 302 SL, 100mm, Mag lower, coil spring, alloy steerer, 32mm Cro-Mo stanchions, rebound adjust w/ lockout and preload adjust
HEADSET	1 1/8" threadless
STEM	Specialized 3D forged alloy, four bolt, 31.8mm, 7 degree rise
HANDLEBARS	Alloy 31.8mm XC rise, 640mm wide, 8 degree back, 6 degree upsweep, 3.0mm thick
GRIPS	Specialized Enduro, dual density Kraton
FRONT BRAKE	Avid BBS, mechanical disc, 6" G2 Clean Sweep rotor
REAR BRAKE	Avid BBS, mechanical disc, 6" G2 Clean Sweep rotor
BRAKE LEVERS	Avid FR-5, alloy "V"
FRONT DERAILLEUR	Shimano Deore M-530
REAR DERAILLEUR	Shimano Deore M-511
SHIFT LEVERS	Shimano Deore SL M511
CASSETTE	Shimano HG-50, 9-speed, 11-34t
CHAIN	Shimano HG-73, 1/2" x 3/32" w/ missing link
CRANKSET	Shimano FCM-442-8, Octalink Spline, 9-speed, replaceable rings w/ alloy outer
CHAINRINGS	44A/32S/22S
BOTTOM BRACKET	Shimano ES-25, Octalink Spline, cartridge bearing, 68 x 118mm for 50mm chainline
PEDALS	Specialized alloy ipc cage and body, 9/16"
RIMS	Specialized/Alex RHD 26, double wall disc w/ eyelets
FRONT HUB	Specialized Hi Lo disc, 32h, CNC flange and disc mount, polished races, alloy QR
REAR HUB	Specialized Hi Lo disc cassette, 32h, CNC flange and disc mount, polished races, alloy QR
SPOKES	1.8mm (15g) stainless
FRONT TIRE	Specialized Fast Trak, 26x2.0", 60TPI, aramid bead
REAR TIRE	Specialized Fast Trak, 26x2.0", 60TPI, aramid bead
TUBES	Specialized schraeder valve
SADDLE	Specialized Body Geometry, MTB
SEAT POST	Specialized alloy micro adjust, 30.9mm
SEAT BINDER	Specialized forged alloy w/ QR
NOTES	Chain stay protector, reflectors, clear coat, owners manual

MODEL	Rockhopper Comp Women's Disc
FRAME	A1 Premium Aluminum, Designs for Women's geometry and low standover TT, disc only, double butted TT and ORE DT, externally relieved head tube, internally relieved BB shell, reinforced disc mount, forged 3D dropouts w/ replaceable 98954020 hanger
REAR SHOCK	N/A
FORK	RockShox Tora 302 Le Femme SL, 13/15:80mm, 17/19" 100mm, Mag lower, coil spring, alloy steerer, 32mm Cro-Mo stanchions, rebound adjust w/ lockout and preload adjust
HEADSET	1 1/8" threadless
STEM	Specialized 3D forged alloy, four bolt, 31.8mm, 7 degree rise
HANDLEBARS	Alloy 31.8mm XC rise, 620mm wide, 8 degree back, 6 degree upsweep, 3.0mm thick
GRIPS	Specialized Enduro, dual density Kraton
Avid BBS, mechanical disc, 6" G2 Clean Sweep rotor	
Avid BBS, mechanical disc, 6" G2 Clean Sweep rotor	
Avid FR-5, alloy "V"	
Shimano Deore M-530	
Shimano Deore M-511	
Shimano Deore SL M511	
Shimano HG-50, 9-speed, 11-34t	
Shimano HG-73, 1/2" x 3/32" w/ missing link	
Shimano FCM-442-8, Octalink Spline, 9-speed, replaceable rings w/ alloy outer	
44A/32S/22S	
Shimano ES-25, Octalink Spline, cartridge bearing, 68 x 118mm for 50mm chainline	
Specialized alloy ipc cage and body, 9/16"	
Specialized/Alex RHD 26, double wall disc w/ eyelets	
Specialized Hi Lo disc, 32h, CNC flange and disc mount, polished races, alloy QR	
Specialized Hi Lo disc cassette, 32h, CNC flange and disc mount, polished races, alloy QR	
1.8mm (15g) stainless	
Specialized Fast Trak, 26x2.0", 60TPI, aramid bead	
Specialized Fast Trak, 26x2.0", 60TPI, aramid bead	
Specialized schraeder valve	
Specialized Body Geometry, MTB Women's	
Specialized alloy micro adjust, 30.9mm	
Specialized forged alloy w/ QR	
Chain stay protector, reflectors, clear coat, owners manual	

MODEL	Rockhopper Disc
FRAME	A1 Premium Aluminum, disc only, double butted TT and ORE DT, externally relieved head tube, internally relieved BB shell, reinforced disc mount, forged 3D dropouts w/ replaceable 98954020 hanger
REAR SHOCK	N/A
FORK	RockShox Dart 3 SL, 100mm, Mag Lower, 28.6mm Cro-Mo stanchions, coil spring, alloy steer, rebound adjust w/ lockout and preload adjust
HEADSET	1 1/8" threadless
STEM	Specialized 3D forged alloy, two bolt, 25.4mm, 10 degree rise
HANDLEBARS	Alloy 25.4mm XC Rise, 640mm wide, 8 degree back, 6 degree upsweep, 3.2mm thick
GRIPS	Specialized Enduro, dual density Kraton
Shimano 415, mechanical disc, 6" Center Lock rotors	
Shimano 415, mechanical disc, 6" Center Lock rotors	
Shimano EF-50 integrated	
Shimano Acera M-330	
Shimano Alivio M-410	
Shimano EF-50	
Shimano HG-40, 8-speed, 11-32t	
Shimano HG-50, 1/2" x 3/32"	
Shimano FCM-341-8, Octalink Spline, replaceable rings	
42S/32S/22S	
Shimano ES-25, Octalink Spline, cartridge bearing, 68 x 126mm for 50mm chain line	
Steel cage, plastic body, 9/16"	
Specialized/Alex RHD 26, double wall disc	
Shimano HB-M65L, Center Lock disc, 32h, QR	
Shimano FH-M65L, cassette, Center Lock disc, 32h, QR	
1.8mm (15g) stainless	
Specialized Fast Trak, 26x2.0", 60TPI, wire bead	
Specialized Fast Trak, 26x2.0", 60TPI, wire bead	
Specialized schraeder valve	
Specialized Body Geometry, ATB	
Alloy micro adjust, 30.9mm	
Specialized forged alloy w/ QR	
Chain stay protector, reflectors, clear coat, owners manual	

HARDROCK

MODEL	Rockhopper
FRAME	A1 Premium Aluminum, double butted TT, ORE DT, externally relieved head tube, reinforced disc mount, forged dropouts w/ replaceable 98954020 hanger
REAR SHOCK	N/A
FORK	RockShox Dart 3 SL, 100mm, Mag Lower, 28.6mm Cro-Mo stanchions, coil spring, alloy steer, rebound adjust w/ lockout and preload adjust
HEADSET	1 1/8" threadless
STEM	Specialized 3D forged alloy, two bolt, 25.4mm, 10 degree rise
HANDLEBARS	Alloy 25.4mm XC Rise, 640mm wide, 8 degree back, 6 degree upsweep, 3.2mm thick
GRIPS	Specialized Enduro, dual density Kraton
FRONT BRAKE	Tektro "V" w/ linear spring
REAR BRAKE	Tektro "V" w/ linear spring
BRAKE LEVERS	Tektro "V" w/ linear spring
FRONT DERAILLEUR	Shimano EF-50 integrated
REAR DERAILLEUR	Shimano Acera M-330
SHIFT LEVERS	Shimano Alivio M-410
CASSETTE	Shimano EF-50
CHAIN	Shimano HG-40, 8-speed, 11-32t
CRANKSET	Shimano HG-50, 1/2" x 3/32"
CHAINRINGS	Shimano FCM-341-8, Octalink Spline, replaceable rings
BOTTOM BRACKET	42S/32S/22S
PEDALS	Shimano ES-25, Octalink Spline, cartridge bearing, 68 x 126mm for 50mm chain line
RIMS	Steel cage, plastic body, 9/16"
FRONT HUB	Specialized/Alex RH 26, double wall, CNC side walls
REAR HUB	Specialized, forged alloy, 32h, QR
SPOKES	Shimano FH-RM30L, cassette, 32h, QR
FRONT TIRE	1.8mm (15g) stainless
FRONT TIRE	Specialized Fast Trak, 26x2.0", 60TPI, wire bead
REAR TIRE	Specialized Fast Trak, 26x2.0", 60TPI, wire bead
TUBES	Specialized schraeder valve
SADDLE	Specialized Body Geometry, ATB
SEAT POST	Alloy micro adjust, 30.9mm
SEAT BINDER	Specialized forged alloy w/ QR
NOTES	Chain stay protector, reflectors, clear coat, owners manual

MODEL	Rockhopper Women's
FRAME	A1 Premium Aluminum, Designs for Women's geometry and low standover TT, double butted TT and ORE DT, externally relieved head tube, internally relieved BB shell, reinforced disc mount, forged 3D dropouts w/ replaceable 98954020 hanger
REAR SHOCK	N/A
FORK	RockShox Dart 3 Le Femme SL, 13/15"80mm, 17/19"100mm, Mag lower, 28.6mm Cro-Mo stanchions, coil spring, alloy steer, rebound adjust w/ lockout and preload adjust
HEADSET	1 1/8" threadless
STEM	Specialized 3D forged alloy, two bolt, 25.4mm, 10 degree rise
HANDLEBARS	Alloy 25.4mm XC Rise, 620mm wide, 8 degree back, 6 degree upsweep, 3.2mm thick
GRIPS	Specialized Sidewinder, dual density Kraton
FRONT BRAKE	Tektro "V" w/ linear spring
REAR BRAKE	Tektro "V" w/ linear spring
BRAKE LEVERS	Tektro "V" w/ linear spring
FRONT DERAILLEUR	Shimano EF-50 integrated
REAR DERAILLEUR	Shimano Acera M-330
SHIFT LEVERS	Shimano Alivio M-410
CASSETTE	Shimano EF-50
CHAIN	Shimano HG-40, 8-speed, 11-32t
CRANKSET	Shimano HG-50, 1/2" x 3/32"
CHAINRINGS	Shimano FCM-341-8, Octalink Spline, replaceable rings
BOTTOM BRACKET	42S/32S/22S
PEDALS	Shimano ES-25, Octalink Spline, cartridge bearing, 68 x 126mm for 50mm chain line
RIMS	Steel cage, plastic body, 9/16"
FRONT HUB	Specialized/Alex RH 26, double wall, CNC side walls
REAR HUB	Specialized, forged alloy, 32h, QR
SPOKES	Shimano FH-RM30L, cassette, 32h, QR
FRONT TIRE	1.8mm (15g) stainless
FRONT TIRE	Specialized Fast Trak, 26x2.0", 60TPI, wire bead
REAR TIRE	Specialized Fast Trak, 26x2.0", 60TPI, wire bead
TUBES	Specialized schraeder valve
SADDLE	Specialized Body Geometry, ATB Women's
SEAT POST	Alloy micro adjust, 30.9mm
SEAT BINDER	Specialized forged alloy w/ QR
NOTES	Chain stay protector, reflectors, clear coat, owners manual

MODEL	Hardrock Pro Disc
FRAME	A1 Premium Aluminum, disc only, double butted TT, ORE DT, externally relieved head tube, reinforced disc mount, forged dropouts w/ replaceable 98954020 hanger
REAR SHOCK	N/A
FORK	Marzocchi MZ Race Lo, 100mm, coil/MCU without boots, 30mm Cro-Mo stanchions, damped w/ lockout & preload adjust
HEADSET	1 1/8" threadless
STEM	Specialized 3D forged alloy, four bolt, 31.8mm, 7 degree rise
HANDLEBARS	Alloy 31.8mm, 38mm rise, 640mm wide, 8 degree back, 6 degree upsweep, 3.2mm thick
GRIPS	Specialized Enduro, dual density Kraton
FRONT BRAKE	Hayes Sole, hydraulic disc, 6" v-cut rotors
REAR BRAKE	Hayes Sole, hydraulic disc, 6" v-cut rotors
BRAKE LEVERS	Hayes Sole w/ BFL lever
FRONT DERAILLEUR	Shimano Deore M-530
REAR DERAILLEUR	SRAM SX-5
SHIFT LEVERS	SRAM SX-5 9-speed triggers
CASSETTE	Shimano MFHG-50, 9-speed, 11-34t
CHAIN	Shimano HG-73, 1/2" x 3/32" w/ missing link
CRANKSET	Shimano FCM-442-8, Octalink Spline, 9-speed, replaceable rings w/ alloy outer
CHAINRINGS	44A/32S/22S
BOTTOM BRACKET	Shimano ES-25, Octalink Spline, cartridge bearing, 68 x 118mm for 50mm chainline
PEDALS	Specialized alloy platform, 9/16"
RIMS	Specialized/Alex HRD 26, double wall disc w/ eyelets
FRONT HUB	Specialized Hi Lo disc, 36h, CNC flange and disc mount, QR
REAR HUB	Shimano M-47S Disc, cassette, 36h
SPOKES	2.0mm (14g) stainless
FRONT TIRE	Specialized Resolution, 26x2.1", 60TPI, wire bead
FRONT TIRE	Specialized Resolution, 26x2.1", 60TPI, wire bead
REAR TIRE	Specialized schraeder valve
TUBES	Specialized Body Geometry, ATB
SADDLE	Specialized Body Geometry, ATB
SEAT POST	Alloy micro adjust, 30.9mm
SEAT BINDER	Alloy collar w/ QR
NOTES	Chain stay protector, reflectors, clear coat, owners manual

MODEL	Hardrock Comp Disc
FRAME	A1 Premium Aluminum, disc only, double butted TT, ORE DT, externally relieved head tube, reinforced disc mount, forged dropouts w/ replaceable 98954020 hanger
REAR SHOCK	N/A
FORK	RST Gilla Plus RA Disc, 100mm, Cro-Mo steerer, 30mm stanchions, coil spring, rebound and preload adjust
HEADSET	1 1/8" threadless
STEM	Specialized 3D forged alloy, two bolt, 25.4mm, 10 degree rise
HANDLEBARS	Alloy 25.4mm, 38mm rise, 620mm wide, 8 degree back, 6 degree upsweep, 3.2mm thick
GRIPS	Specialized Enduro, dual density Kraton
FRONT BRAKE	Avid BBS, mechanical disc, 6" G2 Clean Sweep rotor
REAR BRAKE	Avid BBS, mechanical disc, 6" G2 Clean Sweep rotor
BRAKE LEVERS	Avid FR-5, alloy "V"
FRONT DERAILLEUR	Shimano Acera M-330
REAR DERAILLEUR	Shimano Alivio M-410
SHIFT LEVERS	Shimano Alivio M-410 SL Rapid Fire
CASSETTE	Shimano MFHG-40, 8-speed, 11-32t
CHAIN	Shimano HG-50, 1/2" x 3/32"
CRANKSET	Shimano FCM-341-8, Octalink Spline, replaceable rings
CHAINRINGS	42S/32S/22S
BOTTOM BRACKET	Shimano ES-25, Octalink Spline, cartridge bearing, 68 x 126mm for 50mm chainline
PEDALS	Specialized alloy platform, 9/16"
RIMS	Specialized/Alex HRD 26, double wall disc w/ eyelets
FRONT HUB	Specialized Hi Lo disc, 36h, CNC flange and disc mount, QR
REAR HUB	Shimano M-47S Disc, cassette, 36h
SPOKES	2.0mm (14g) stainless
FRONT TIRE	Specialized Resolution, 26x2.1", 60TPI, wire bead
FRONT TIRE	Specialized Resolution, 26x2.1", 60TPI, wire bead
REAR TIRE	Specialized schraeder valve
TUBES	Specialized Body Geometry, ATB
SADDLE	Alloy micro adjust, 30.9mm
SEAT POST	Alloy collar w/ QR
SEAT BINDER	Alloy collar w/ QR
NOTES	Chain stay protector, reflectors, clear coat, owners manual

MODEL	Hardrock Sport Disc
FRAME	A1 Premium Aluminum, disc only, double butted TT, ORE DT, externally relieved head tube, reinforced disc mount, forged dropouts w/ replaceable 98954020 hanger
REAR SHOCK	N/A
FORK	RST Gilla Plus T7, 100mm, Cro-Mo steerer, 30mm stanchions, coil MCU w/ preload adjust
HEADSET	1 1/8" threadless
STEM	Specialized 3D forged alloy, two bolt, 25.4mm, 10 degree rise
HANDLEBARS	Alloy 25.4mm, 38mm rise, 620mm wide, 8 degree back, 6 degree upsweep, 3.2mm thick
GRIPS	Specialized Enduro, dual density Kraton
FRONT BRAKE	Shimano 415, mechanical disc, 6" Center Lock rotors
REAR BRAKE	Shimano 415, mechanical disc, 6" Center Lock rotors
BRAKE LEVERS	Shimano EF-50 integrated
FRONT DERAILLEUR	Shimano Acera M-330
REAR DERAILLEUR	Shimano Acera M-340
SHIFT LEVERS	Shimano EF-50
CASSETTE	Shimano MFHG-40, 8-speed, 11-32t
CHAIN	Shimano HG-50, 1/2" x 3/32"
CRANKSET	Truvativ ISO Flow 3.0 for Power Spline, replaceable rings
CHAINRINGS	42S/32S/22S
BOTTOM BRACKET	Truvativ Power Spline, cartridge bearing, 68 x 113mm for 47.5mm chainline
PEDALS	Steel cage, plastic body, 9/16"
RIMS	Specialized/Alex HRD 26, double wall disc
FRONT HUB	Shimano HB-M65L, Center Lock disc, 36h, QR
REAR HUB	Shimano FH-M65L, cassette, Center Lock disc, 36h, QR
SPOKES	2.0mm (14g) stainless
FRONT TIRE	Specialized Resolution, 26x2.1", 30TPI, wire bead
FRONT TIRE	Specialized Resolution, 26x2.1", 30TPI, wire bead
REAR TIRE	Specialized schraeder valve
TUBES	Specialized Body Geometry, ATB
SADDLE	Alloy micro adjust, 30.9mm
SEAT POST	Alloy collar w/ QR
SEAT BINDER	Alloy collar w/ QR
NOTES	Chain stay protector, reflectors, clear coat, owners manual

MODEL	Hardrock Sport
FRAME	A1 Premium Aluminum, double butted TT, ORE DT, externally relieved head tube, reinforced disc mount, forged dropouts w/ replaceable 98954020 hanger
REAR SHOCK	N/A
FORK	RST Gilla Plus T7, 100mm, Cro-Mo steerer, 30mm stanchions, coil MCU w/ preload adjust
HEADSET	1 1/8" threadless
STEM	Specialized 3D forged alloy, two bolt, 25.4mm, 10 degree rise
HANDLEBARS	Alloy 25.4mm, 38mm rise, 600mm wide, 8 degree back, 6 degree upsweep, 3.2mm thick
GRIPS	Specialized Enduro, dual density Kraton
FRONT BRAKE	Tektro "V" w/ linear spring
REAR BRAKE	Tektro "V" w/ linear spring
BRAKE LEVERS	Shimano EF-50 integrated
FRONT DERAILLEUR	Shimano Acera M-330
REAR DERAILLEUR	Shimano Acera M-340
SHIFT LEVERS	Shimano EF-50
CASSETTE	Shimano MFHG-40, 8-speed, 11-32t
CHAIN	Shimano HG-50, 1/2" x 3/32"
CRANKSET	Truvativ ISO Flow 3.0 for Power Spline, replaceable rings
CHAINRINGS	42S/32S/22S
BOTTOM BRACKET	Truvativ Power Spline, cartridge bearing, 68 x 113mm for 47.5mm chainline
PEDALS	Steel cage, plastic body, 9/16"
RIMS	Specialized/Alex HR 26, double wall w/ CNC
FRONT HUB	Specialized, forged, 36h, QR
REAR HUB	Shimano FH-RM30L, cassette, 36h, QR
SPOKES	2.0mm (14g) stainless
FRONT TIRE	Specialized Resolution, 26x2.1", 30TPI, wire bead
FRONT TIRE	Specialized Resolution, 26x2.1", 30TPI, wire bead
REAR TIRE	Specialized schraeder valve
TUBES	Specialized Body Geometry, ATB
SADDLE	Alloy micro adjust, 30.9mm
SEAT POST	Alloy collar w/ QR
SEAT BINDER	Alloy collar w/ QR
NOTES	Chain stay protector, reflectors, clear coat, owners manual

SPECIFICATIONS

TARMAC		
MODEL	Tarmac Pro	
FRAME	Specialized FACT 8r carbon, Az1 construction, compact race design	
FORK	Specialized FACT monocoque carbon fork; full carbon legs, crown and steerer	
HEADSET	Specialized Mindset Plus Carbon, 1 1/8" integrated threadless, cartridge sealed bearings, carbon 20mm cone w/ one 10mm and two 5mm carbon spacers	
STEM	S-Works FACT carbon stem, 31.8mm handlebar clamp	
HANDLEBARS	S-Works SL FACT carbon aero handlebar, short-reach drop, 31.8mm clamp	
TAPE	Body Geometry Bar Phat, cork ribbon w/ 2.5mm gel padding	
FRONT BRAKE	Shimano Ultegra	
REAR BRAKE	Shimano Ultegra	
BRAKE LEVERS	Shimano Dura-Ace, 10-speed STI, flight deck compatible	
FRONT DERAILEUR	Shimano Ultegra, 34.9mm clamp, bottom pull	
REAR DERAILEUR	Shimano Dura-Ace, short cage	
SHIFT LEVERS	Shimano Dura-Ace, 10-speed STI, flight deck compatible	
CASSETTE	Shimano Ultegra, 12-27t	
CHAIN	Shimano Dura-Ace, 10-speed	
CRANKSET	FSA K-Force MegaExo, 2-piece carbon crankset	
CHAINRINGS	53x39T	
BOTTOM BRACKET	FSA MegaExo, integrated exterior cartridge bearings, alloy	
PEDALS	Composite body test ride pedals	
RIMS	Mavic Ksyrium Elite	
FRONT HUB	Mavic Ksyrium Elite, 18 hole, Mavic QR	
REAR HUB	Mavic Ksyrium Elite, 20 hole, Mavic QR	
SPOKES	Stainless 14g aero	
FRONT TIRE	Specialized Mondo Pro, 700x23C, aramid bead, 120TPI	
REAR TIRE	Specialized Mondo Pro, 700x23C, aramid bead, 120TPI	
TUBES	Specialized standard presta tube	
SADDLE	Body Geometry Toupé Team, superlight foam, carbon reinforced base, hollow Ti rails, microfiber cover	
SEAT POST	Specialized Pro SL, FACT carbon w/ Zertz insert, 27.2mm	
SEAT BINDER	Specialized CNC, alloy	
NOTES	Carbon chain stay protector, derailleur hanger, clear coat, owners manual	
Tarmac Pro Frameset		
Specialized FACT 8r carbon, Az1 construction, compact race design		
Specialized FACT monocoque carbon fork; full carbon legs, crown and steerer		
Specialized Mindset Plus Carbon, 1 1/8" integrated threadless, cartridge sealed bearings, carbon 20mm cone w/ one 10mm and two 5mm carbon spacers		
N/A		
S-Works SL FACT carbon aero handlebar, short-reach drop, 31.8mm clamp		
N/A		
Body Geometry Bar Phat, cork ribbon w/ 2.5mm gel padding		
N/A		
Shimano Ultegra		
N/A		
Shimano Dura-Ace, 10-speed STI, flight deck compatible		
Shimano Ultegra, 34.9mm clamp, bottom pull		
Shimano Dura-Ace, short cage		
Shimano Dura-Ace, 10-speed STI, flight deck compatible		
Shimano Ultegra, 12-27t		
Shimano Dura-Ace, 10-speed		
FSA K-Force MegaExo, 2-piece carbon crankset		
50x34T		
FSA MegaExo, integrated exterior cartridge bearings, alloy		
Composite body test ride pedals		
Mavic Ksyrium Elite		
Mavic Ksyrium Elite, 18 hole, Mavic QR		
Mavic Ksyrium Elite, 20 hole, Mavic QR		
Stainless 14g aero		
Specialized Mondo Pro, 700x23C, aramid bead, 120TPI		
Specialized Mondo Pro, 700x23C, aramid bead, 120TPI		
Specialized standard presta tube		
Body Geometry Toupé Team, superlight foam, carbon reinforced base, hollow Ti rails, microfiber cover		
Specialized Pro SL, FACT carbon w/ Zertz insert, 27.2mm		
Specialized CNC, alloy		
Carbon chain stay protector, derailleur hanger, clear coat, owners manual		
Tarmac Pro Compact		
Specialized FACT 8r carbon, Az1 construction, compact race design		
Specialized FACT monocoque carbon fork; full carbon legs, crown and steerer		
Specialized Mindset Plus Carbon, 1 1/8" integrated threadless, cartridge sealed bearings, carbon 20mm cone w/ one 10mm and two 5mm carbon spacers		
S-Works FACT carbon stem, 31.8mm handlebar clamp		
S-Works SL FACT carbon aero handlebar, short-reach drop, 31.8mm clamp		
Body Geometry Bar Phat, cork ribbon w/ 2.5mm gel padding		
Shimano Ultegra		
Shimano Ultegra		
Shimano Dura-Ace, 10-speed STI, flight deck compatible		
Shimano Ultegra, 34.9mm clamp, bottom pull		
Shimano Dura-Ace, short cage		
Shimano Dura-Ace, 10-speed STI, flight deck compatible		
Shimano Ultegra, 12-27t		
Shimano Dura-Ace, 10-speed		
FSA K-Force MegaExo, 2-piece carbon crankset		
50x34T		
FSA MegaExo, integrated exterior cartridge bearings, alloy		
Composite body test ride pedals		
Mavic Ksyrium Elite		
Mavic Ksyrium Elite, 18 hole, Mavic QR		
Mavic Ksyrium Elite, 20 hole, Mavic QR		
Stainless 14g aero		
Specialized Mondo Pro, 700x23C, aramid bead, 120TPI		
Specialized Mondo Pro, 700x23C, aramid bead, 120TPI		
Specialized standard presta tube		
Body Geometry Toupé Team, superlight foam, carbon reinforced base, hollow Ti rails, microfiber cover		
Specialized Pro SL, FACT carbon w/ Zertz insert, 27.2mm		
Specialized CNC, alloy		
Carbon chain stay protector, derailleur hanger, clear coat, owners manual		

MODEL	Tarmac Expert	Tarmac Expert Triple	Tarmac Comp
FRAME	Specialized FACT 6r carbon, triple monocoque construction, compact race design, Zertz inserts	Specialized FACT 6r carbon, triple monocoque construction, compact race design, Zertz inserts	Specialized FACT 6r carbon, triple monocoque construction, compact race design, Zertz inserts
FORK	Specialized FACT monocoque carbon fork; full carbon legs, crown and steerer w/ Speed Zertz	Specialized FACT monocoque carbon fork; full carbon legs, crown and steerer w/ Speed Zertz	Specialized FACT monocoque carbon fork; full carbon legs, crown and steerer w/ Speed Zertz
HEADSET	Specialized Mindset Plus Carbon, 11/8" integrated threadless, cartridge sealed bearings, carbon 20mm cone w/ one 10mm and two 5mm carbon spacers	Specialized Mindset Plus Carbon, 11/8" integrated threadless, cartridge sealed bearings, carbon 20mm cone w/ one 10mm and two 5mm carbon spacers	Specialized Mindset Plus, 11/8" integrated threadless, cartridge sealed bearings, alloy 20mm cone w/ one 10mm and two 5mm alloy spacers
STEM	Specialized Pro-Set lightweight stem, 3D forged alloy, 4-bolt 31.8mm bar clamp, 4-position adjustable	Specialized Pro-Set lightweight stem, 3D forged alloy, 4-bolt 31.8mm bar clamp, 4-position adjustable	Specialized Pro-Set lightweight stem, 3D forged alloy, 4-bolt 31.8mm bar clamp, 4-position adjustable
HANDLEBARS	Specialized Pro, 7050 alloy, short-reach drop, ergonomic top shaping, 31.8mm	Specialized Pro, 7050 alloy, short-reach drop, ergonomic top shaping, 31.8mm	Specialized Pro, 7050 alloy, short-reach drop, ergonomic top shaping, 31.8mm
TAPE	Body Geometry Bar Phat, cork ribbon w/ 2.5mm gel padding	Body Geometry Bar Phat, cork ribbon w/ 2.5mm gel padding	Body Geometry Bar Phat, cork ribbon w/ 2.5mm gel padding
FRONT BRAKE	Shimano Ultegra	Shimano Ultegra	Shimano 105
REAR BRAKE	Shimano Ultegra	Shimano Ultegra	Shimano 105
BRAKE LEVERS	Shimano Ultegra, 10-speed STI, flight deck compatible	Shimano Ultegra, 10-speed STI, flight deck compatible	Shimano 105, 10-speed STI, flight deck compatible
FRONT DERAILLEUR	Shimano Ultegra, 31.8mm clamp, bottom pull	Shimano Ultegra, 31.8mm clamp, bottom pull	Shimano 105, 10-speed, 31.8mm clamp, bottom pull
REAR DERAILLEUR	Shimano Dura-Ace, short cage	Shimano Dura-Ace, long cage	Shimano Ultegra, short cage
SHIFT LEVERS	Shimano Ultegra, 10-speed STI, flight deck compatible	Shimano Ultegra, 10-speed STI, flight deck compatible	Shimano 105, 10-speed STI, flight deck compatible
CASSETTE	Shimano Ultegra, 12-27t	Shimano Ultegra, 12-27t	Shimano 105, 10-speed 12-27t
CHAIN	Shimano Ultegra, 10-speed	Shimano Ultegra, 10-speed	Shimano 105, 10-speed
CRANKSET	FSA SL-K MegaExo, 2-piece carbon crankset	FSA SL-K MegaExo, 2-piece carbon crankset	Shimano 105, Hollowtech II 2-piece crankset
CHAINRINGS	53x39T	53x39x30T	52x39T
BOTTOM BRACKET	FSA MegaExo, integrated exterior cartridge bearings, alloy	FSA MegaExo, integrated exterior cartridge bearings, alloy	Shimano 105, Hollowtech II
PEDALS	Composite body test ride pedals	Composite body test ride pedals	Composite body test ride pedals
RIMS	Mavic Ksyrium Equipe	Mavic Ksyrium Equipe	Mavic Aksium
FRONT HUB	Mavic Ksyrium Equipe, 20 hole, Mavic QR	Mavic Ksyrium Equipe, 20 hole, Mavic QR	Mavic Aksium, 20 hole, Mavic QR
REAR HUB	Mavic Ksyrium Equipe, 24 hole, Mavic QR	Mavic Ksyrium Equipe, 24 hole, Mavic QR	Mavic Aksium, 24 hole, Mavic QR
SPOKES	Stainless 14g aero	Stainless 14g aero	Stainless 14g aero
FRONT TIRE	Specialized Mondo Pro, 700x23C, aramid bead, 120TPI	Specialized Mondo Pro, 700x23C, aramid bead, 120TPI	Specialized Mondo Pro, 700x23C, aramid bead, 120TPI
REAR TIRE	Specialized Mondo Pro, 700x23C, aramid bead, 120TPI	Specialized Mondo Pro, 700x23C, aramid bead, 120TPI	Specialized Mondo Pro, 700x23C, aramid bead, 120TPI
TUBES	Specialized standard presta tube	Specialized standard presta tube	Specialized standard presta tube
SADDLE	Body Geometry Toupé Team, superlight foam, carbon reinforced base, microfiber cover	Body Geometry Toupé Team, superlight foam, carbon reinforced base, microfiber cover	Body Geometry Toupé Team, superlight foam, carbon reinforced base, microfiber cover
SEAT POST	Specialized Pavé FACT carbon w/ Zertz insert, 27.2mm	Specialized Pavé FACT carbon w/ Zertz insert, 27.2mm	Specialized Pavé FACT carbon w/ Zertz insert, 27.2mm
SEAT BINDER	Specialized, forged/CNC'd, double wedge	Specialized, forged/CNC'd, double wedge	Specialized, forged/CNC'd, double wedge
NOTES	Chain stay protector, chain catcher, derailleur hanger, clear coat, owners manual	Chain stay protector, chain catcher, derailleur hanger, clear coat, owners manual	Chain stay protector, chain catcher, derailleur hanger, clear coat, owners manual

ALLEZ

MODEL	Allez Pro
FRAME	Specialized E5 AEROTEC, fully manipulated Columbus tubing, compact race geometry, FACT carbon seatstays with Zert inserts
FORK	Specialized FACT monocoque carbon fork legs, crown, and steerer with Zert inserts
HEADSET	Specialized Mindset Plus, 1 1/8" integrated threadless, sealed stainless steel cartridge bearings, carbon 20mm cone with two 5mm alloy spacers
STEM	S-Works FACT carbon stem, magnesium face plate, 31.8mm clamp
HANDLEBARS	S-Works FACT carbon aero handlebar, racing drop, ergo/aero shaping, 31.8mm clamp
TAPE	Body Geometry Bar Phat, cork ribbon w/2.5mm gel padding
FRONT BRAKE	Shimano Dura-Ace
REAR BRAKE	Shimano Dura-Ace
BRAKE LEVERS	Shimano Dura-Ace, 10-speed, STI, flight deck compatible
FRONT DERAILLEUR	Shimano Dura-Ace, 31.8mm clamp, bottom pull
REAR DERAILLEUR	Shimano Dura-Ace, short cage
SHIFT LEVERS	Shimano Dura-Ace, 10-speed, STI, flight deck compatible
CASSETTE	Shimano Dura-Ace, 12-27t
CHAIN	Shimano Dura-Ace, 10-speed
CRANKSET	Shimano Dura-Ace, double crankset, Hollowtech II 2-piece design
CHAINRINGS	53x39T
BOTTOM BRACKET	Shimano Dura-Ace, Hollowtech II
PEDALS	Composite-body test ride pedals
RIMS	Shimano Dura-Ace, sleeve-joint and machined aluminum rim, silver
FRONT HUB	Shimano Dura-Ace, 16 hole, Shimano QR
REAR HUB	Shimano Dura-Ace, 20 hole, aluminum freehub body, Shimano QR
SPOKES	Stainless 14/15g butted aero
FRONT TIRE	Specialized Mondo Pro, 700x23C, aramid bead, 120TPI
REAR TIRE	Specialized Mondo Pro, 700x23C, aramid bead, 120TPI
TUBES	Specialized standard presta tube, 0.9mm thickness
SADDLE	Body Geometry Alias, carbon reinforced base, hollow titanium rails, microfiber cover
SEAT POST	Specialized Pavé FACT carbon seatpost with Zert insert, 27.2mm
SEAT BINDER	Specialized, forged/CNC, double wedge
NOTES	Chain stay protector, reflectors, chain catcher, clear coat, owners manual

MODEL	Allez Comp Double
FRAME	Specialized E5, fully manipulated Columbus E5 SLX tubing, compact race design, FACT carbon seatstays w/ Zert inserts
FORK	Specialized FACT carbon steerer and fork legs w/ Zert inserts
HEADSET	Specialized Mindset Plus, 1 1/8" integrated threadless, cartridge sealed bearings, alloy 20mm cone w/ one 10mm and two 5mm alloy spacers
STEM	Specialized Comp-Set, 3D forged alloy, 4-bolt 31.8mm bar clamp, 4-position adjustable
HANDLEBARS	Specialized Expert, 6061 alloy, short-reach drop, ergonomic top shaping, 31.8mm
TAPE	Body Geometry Bar Phat, cork ribbon w/ 2.5mm gel padding
FRONT BRAKE	Ultralight dual pivot brakes, Teflon pivots, forged 7050 alloy w/ cartridge pads
REAR BRAKE	Ultralight dual pivot brakes, Teflon pivots, forged 7050 alloy w/ cartridge pads
BRAKE LEVERS	Shimano 105, 10-speed STI, flight deck compatible
FRONT DERAILLEUR	Shimano 105, 10-speed, 31.8mm clamp, bottom pull
REAR DERAILLEUR	Shimano 105, 10-speed, short cage
SHIFT LEVERS	Shimano 105, 10-speed STI, flight deck compatible
CASSETTE	Shimano 105, 10-speed 12-27t
CHAIN	Shimano 105, 10-speed
CRANKSET	Shimano 105, Hollowtech II 2-piece crankset
CHAINRINGS	52x39T
BOTTOM BRACKET	Shimano 105, Hollowtech II
PEDALS	Composite body test ride pedals
RIMS	Mavic Aksium
FRONT HUB	Mavic Aksium, 20 hole, Mavic QR
REAR HUB	Mavic Aksium, 24 hole, Mavic QR
SPOKES	Stainless 14g aero
FRONT TIRE	Specialized Mondo Pro, 700x23C, aramid bead, 120TPI
REAR TIRE	Specialized Mondo Pro, 700x23C, aramid bead, 120TPI
TUBES	Specialized standard presta tube
SADDLE	Specialized Body Geometry Alias, carbon reinforced base, microfiber cover
SEAT POST	Specialized Pavé II, FACT carbon w/ Zert insert, aluminum head, 27.2mm
SEAT BINDER	Specialized CNC, alloy
NOTES	Chain stay protector, chain catcher, derailleur hanger, clear coat, owners manual

MODEL	Allez Double
FRAME	Specialized A1 Premium Aluminum, fully manipulated tubing, compact road design, integrated headset, hourglass speedstays
FORK	Specialized carbon fork, carbon fiber legs, aluminum steerer
HEADSET	Specialized Mindset, 1 1/8" integrated threadless, sealed bearings, alloy 20mm cone w/ one 10mm and two 5mm alloy spacers
STEM	Specialized Sport, 3D forged alloy, 31.8mm split clamp, 7 degree
HANDLEBARS	Specialized Comp, 6061 alloy, short-reach drop, 31.8mm
TAPE	Body Geometry Bar Phat, cork ribbon w/ 2.5mm gel padding
FRONT BRAKE	Dual pivot, forged alloy w/ cartridge multi-condition pads
REAR BRAKE	Dual pivot, forged alloy w/ cartridge multi-condition pads
BRAKE LEVERS	Shimano Sora, 8-speed STI, flight deck compatible
FRONT DERAILLEUR	Shimano Sora, 31.8mm clamp, bottom pull
REAR DERAILLEUR	Shimano Tiagra, short cage
SHIFT LEVERS	Shimano Sora, 8-speed STI, flight deck compatible
CASSETTE	SRAM PG-850, 8-speed 12-26t
CHAIN	Shimano HG50, 8-speed
CRANKSET	Sugino Comp, five arm, polished arms
CHAINRINGS	53x39t
BOTTOM BRACKET	Sport cartridge, square taper, 68 x 110mm
PEDALS	Composite body, alloy cage w/ toe clips and straps
RIMS	Jaico GX460, alloy triple wall, machined sidewalls w/ indicator grooves
FRONT HUB	Specialized forged alloy, 24 hole, double sealed ball bearings, straight pull spokes, QR
REAR HUB	Specialized forged alloy, 28 hole, double sealed ball bearings, straight pull spokes, cassette, QR
SPOKES	Stainless 14g, straight-pull
FRONT TIRE	Specialized Mondo, 700x23C, wire bead, 60TPI
REAR TIRE	Specialized Mondo, 700x23C, wire bead, 60TPI
TUBES	Specialized standard presta tube
SADDLE	Specialized Comp Road, full padding
SEAT POST	Specialized carbon fiber, 27.2mm
SEAT BINDER	Specialized CNC, alloy
NOTES	Chain stay protector, chain catcher, derailleur hanger, clear coat, owners manual

Allez Expert Double
Specialized E5 AEROTEC, fully manipulated Columbus tubing, compact race geometry, FACT carbon seatstays with Zert inserts
Specialized FACT monocoque carbon fork legs, crown, and steerer with Zert inserts
Specialized Mindset Plus, 1 1/8" integrated threadless, sealed stainless steel cartridge bearings, carbon 20mm cone with two 5mm alloy spacers
Specialized Pro-Set lightweight stem, 3D forged alloy, 4-bolt 31.8mm bar clamp, 4-position adjustable
Specialized Pro lightweight handlebar, all aluminum, racing drop, 31.8 clamp
Body Geometry Bar Phat, cork ribbon w/2.5mm gel padding
Shimano Ultegra
Shimano Ultegra
Shimano Ultegra, 10-speed, STI, flight deck compatible
Shimano Ultegra, 31.8mm clamp, bottom pull
Shimano Ultegra, short cage
Shimano Ultegra, 10-speed, STI, flight deck compatible
Shimano Ultegra, 12-27t
Shimano Ultegra, 10-speed
Shimano Ultegra, double crankset, Hollowtech II 2-piece design
53x39T
Shimano Ultegra Hollowtech II
Composite-body test ride pedals
Shimano R600, sleeve-joint and machined aluminum rim, anodized
Shimano R600, 16 hole, Shimano QR
Shimano R600, 20 hole, aluminum freehub body, Shimano QR
Stainless 14g aero
Specialized Mondo Pro, 700x23C, aramid bead, 120TPI
Specialized Mondo Pro, 700x23C, aramid bead, 120TPI
Specialized standard presta tube, 0.9mm thickness
Body Geometry Alias, carbon reinforced base, microfiber cover
Specialized Pavé FACT carbon seatpost with Zert insert, 27.2mm
Specialized, forged/CNC, double wedge
Chain stay protector, reflectors, chain catcher, clear coat, owners manual

Allez Elite Double
Specialized A1 Premium Aluminum, fully manipulated tubing, compact race design, FACT carbon seatstays w/ Zert inserts
Specialized FACT carbon steerer and fork legs w/ Zert inserts
Specialized Mindset, 1 1/8" integrated threadless, sealed bearings, alloy 20mm cone w/ one 10mm and two 5mm alloy spacers
Specialized Comp-Set, 3D forged alloy, 4-bolt 31.8mm bar clamp, 4-position adjustable
Specialized Expert, 6061 alloy, short-reach drop, ergonomic top shaping, 31.8mm
Body Geometry Bar Phat, cork ribbon w/ 2.5mm gel padding
Dual pivot, forged alloy w/ cartridge multi-condition pads
Dual pivot, forged alloy w/ cartridge multi-condition pads
Shimano Tiagra, 9-speed STI, flight deck compatible
Shimano Tiagra, 31.8mm clamp, bottom pull
Shimano 105, 10-speed, short cage
Shimano Tiagra, 9-speed STI, flight deck compatible
SRAM PG-950, 9-speed 12-26t
Shimano HG73, 9-speed
Sugino Direct Drive, 2-piece crankset
53x39t
Sugino integrated, exterior cartridge bearings, alloy
Composite body, alloy cage w/ toe clips and straps
Jaico GX460, alloy triple wall, machined sidewalls w/ indicator grooves
Specialized forged alloy, 24 hole, double sealed ball bearings, straight pull spokes, QR
Specialized forged alloy, 28 hole, double sealed ball bearings, straight pull spokes, cassette, QR
Stainless 14g, straight-pull
Specialized Mondo Pro, 700x23C, aramid bead, 120TPI
Specialized Mondo Pro, 700x23C, aramid bead, 120TPI
Specialized standard presta tube
Specialized Body Geometry Alias, carbon reinforced base, microfiber cover
Specialized Pavé II, FACT carbon w/ Zert insert, aluminum head, 27.2mm
Specialized CNC, alloy
Chain stay protector, chain catcher, derailleur hanger, clear coat, owners manual

Allez Triple
Specialized A1 Premium Aluminum, fully manipulated tubing, compact road design, integrated headset, hourglass speedstays
Specialized carbon fork, carbon fiber legs, aluminum steerer
Specialized Mindset, 1 1/8" integrated threadless, sealed bearings, alloy 20mm cone w/ one 10mm and two 5mm alloy spacers
Specialized Sport, 3D forged alloy, 31.8mm split clamp, 7 degree
Specialized Comp, 6061 alloy, short-reach drop, 31.8mm
Body Geometry Bar Phat, cork ribbon w/ 2.5mm gel padding
Dual pivot, forged alloy w/ cartridge multi-condition pads
Dual pivot, forged alloy w/ cartridge multi-condition pads
Shimano Sora, 8-speed STI, flight deck compatible
Shimano Sora, 31.8mm clamp, bottom pull
Shimano Tiagra, long cage
Shimano Sora, 8-speed STI, flight deck compatible
SRAM PG-850, 8-speed 12-26t
Shimano HG50, 8-speed
Sugino Comp, five arm, polished arms
52x42x30t
Sport cartridge, square taper, 68 x 113mm
Composite body, alloy cage w/ toe clips and straps
Jaico GX460, alloy triple wall, machined sidewalls w/ indicator grooves
Specialized forged alloy, 24 hole, double sealed ball bearings, straight pull spokes, QR
Specialized forged alloy, 28 hole, double sealed ball bearings, straight pull spokes, cassette, QR
Stainless 14g, straight-pull
Specialized Mondo, 700x23C, wire bead, 60TPI
Specialized Mondo, 700x23C, wire bead, 60TPI
Specialized standard presta tube
Specialized Comp Road, full padding
Specialized carbon fiber, 27.2mm
Specialized CNC, alloy
Chain stay protector, chain catcher, derailleur hanger, clear coat, owners manual

Allez Expert Triple
Specialized E5 AEROTEC, fully manipulated Columbus tubing, compact race geometry, FACT carbon seatstays with Zert inserts
Specialized FACT monocoque carbon fork legs, crown, and steerer with Zert inserts
Specialized Mindset Plus, 1 1/8" integrated threadless, sealed stainless steel cartridge bearings, carbon 20mm cone with two 5mm alloy spacers
Specialized Pro-Set lightweight stem, 3D forged alloy, 4-bolt 31.8mm bar clamp, 4-position adjustable
Specialized Pro lightweight handlebar, all aluminum, racing drop, 31.8 clamp
Body Geometry Bar Phat, cork ribbon w/2.5mm gel padding
Shimano Ultegra
Shimano Ultegra
Shimano Ultegra, 10-speed, STI, flight deck compatible
Shimano Ultegra, 31.8mm clamp, bottom pull
Shimano Ultegra, long cage
Shimano Ultegra, 10-speed, STI, flight deck compatible
Shimano Ultegra, 12-27t
Shimano Ultegra, 10-speed
Shimano Ultegra, triple crankset, Hollowtech II 2-piece design
52x42x30T
Shimano Ultegra, Hollowtech II
Composite-body test ride pedals
Shimano R600, sleeve-joint and machined aluminum rim, anodized
Shimano R600, 16 hole, Shimano QR
Shimano R600, 20 hole, aluminum freehub body, Shimano QR
Stainless 14g aero
Specialized Mondo Pro, 700x23C, aramid bead, 120TPI
Specialized Mondo Pro, 700x23C, aramid bead, 120TPI
Specialized standard presta tube, 0.9mm thickness
Body Geometry Alias, carbon reinforced base, microfiber cover
Specialized Pavé FACT carbon seatpost with Zert insert, 27.2mm
Specialized, forged/CNC, double wedge
Chain stay protector, reflectors, chain catcher, clear coat, owners manual

Allez Elite Triple
Specialized A1 Premium Aluminum, fully manipulated tubing, compact race design, FACT carbon seatstays w/ Zert inserts
Specialized FACT carbon steerer and fork legs w/ Zert inserts
Specialized Mindset, 1 1/8" integrated threadless, sealed bearings, alloy 20mm cone w/ one 10mm and two 5mm alloy spacers
Specialized Comp-Set, 3D forged alloy, 4-bolt 31.8mm bar clamp, 4-position adjustable
Specialized Expert, 6061 alloy, short-reach drop, ergonomic top shaping, 31.8mm
Body Geometry Bar Phat, cork ribbon w/ 2.5mm gel padding
Dual pivot, forged alloy w/ cartridge multi-condition pads
Dual pivot, forged alloy w/ cartridge multi-condition pads
Shimano Tiagra, 9-speed STI, flight deck compatible
Shimano Tiagra, 31.8mm clamp, bottom pull
Shimano 105, 10-speed, long cage
Shimano Tiagra, 9-speed STI, flight deck compatible
SRAM PG-950, 9-speed 12-26t
Shimano HG73, 9-speed
Sugino Direct Drive, 2-piece crankset
52x42x30t
Sugino integrated, exterior cartridge bearings, alloy
Composite body, alloy cage w/ toe clips and straps
Jaico GX460, alloy triple wall, machined sidewalls w/ indicator grooves
Specialized forged alloy, 24 hole, double sealed ball bearings, straight pull spokes, QR
Specialized forged alloy, 28 hole, double sealed ball bearings, straight pull spokes, cassette, QR
Stainless 14g, straight-pull
Specialized Mondo Pro, 700x23C, aramid bead, 120TPI
Specialized Mondo Pro, 700x23C, aramid bead, 120TPI
Specialized standard presta tube
Specialized Body Geometry Alias, carbon reinforced base, microfiber cover
Specialized Pavé II, FACT carbon w/ Zert insert, aluminum head, 27.2mm
Specialized CNC, alloy
Chain stay protector, chain catcher, derailleur hanger, clear coat, owners manual

Allez Junior Comp
Specialized E5, fully manipulated Columbus E5 SLX tubing, Junior-Specific compact road design, FACT carbon seatstays w/ Zert inserts
Specialized FACT carbon steerer and fork legs w/ Zert inserts
Specialized Mindset, 1 1/8" integrated threadless, sealed bearings, alloy 20mm cone w/ one 10mm and two 5mm alloy spacers
Specialized Comp-Set, 3D forged alloy, 4-bolt 31.8mm bar clamp, 4-position adjustable
Specialized Expert, 6061 alloy, short-reach drop, ergonomic top shaping, 31.8mm
Body Geometry Bar Phat, cork ribbon w/ 2.5mm gel padding
Ultralight dual pivot brakes, Teflon pivots, forged 7050 alloy w/ cartridge pads
Ultralight dual pivot brakes, Teflon pivots, forged 7050 alloy w/ cartridge pads
Shimano 105, 10-speed STI, flight deck compatible w/ brake lever extensions
Shimano 105, 10-speed, 31.8mm clamp, bottom pull
Shimano 105, 10-speed, short cage
Shimano 105, 10-speed STI, flight deck compatible
Shimano 105, 10-speed 12-27t
Shimano 105, 10-speed
FSA Gossamer MegaExo, 2-piece crankset
45x34T
FSA MegaExo, integrated exterior cartridge bearings, alloy
Composite body, alloy cage w/ toe clips and straps
Mavic CXP22 rim, alloy triple-wall, machined sidewalls w/ eyelets
Specialized forged alloy, 24 hole, double sealed ball bearings, straight pull spokes, QR
Specialized forged alloy, 28 hole, double sealed ball bearings, straight pull spokes, cassette, QR
Stainless 14g, straight-pull aero
Specialized Mondo Pro, 700x23C, aramid bead, 120TPI
Specialized Mondo Pro, 700x23C, aramid bead, 120TPI
Specialized standard presta tube
Specialized Junior, full padding
Specialized Pavé II, FACT carbon w/ Zert insert, aluminum head, 27.2mm
Specialized CNC, alloy
Chain stay protector, chain catcher, derailleur hanger, clear coat, owners manual

	ALLEZ
	Allez Junior Double
MODEL	Specialized A1 Premium Aluminum, fully manipulated tubing, junior-specific compact design, integrated headset, hourglass speedstays
FRAME	
FORK	Specialized FACT carbon fork, carbon fiber legs, Cro-Mo steerer w/ Zert inserts
HEADSET	Specialized Mindset, 11/8" integrated threadless, sealed bearings, alloy 20mm cone w/ one 10mm and two 5mm alloy spacers
STEM	Specialized 3D forged alloy, 26.0mm clamp, 7 degree
HANDLEBARS	Specialized Comp, 6061 alloy, short-reach drop, 26.0mm
TAPE	Body Geometry Bar Phat, cork ribbon w/ 2.5mm gel padding
FRONT BRAKE	Dual pivot, forged alloy w/ cartridge multi-condition pads
REAR BRAKE	Dual pivot, forged alloy w/ cartridge multi-condition pads
BRAKE LEVERS	Shimano Sora, 7-speed STI, flight deck compatible w/ brake lever extensions
FRONT DERAILLEUR	Shimano Sora, 31.8mm clamp, bottom pull
REAR DERAILLEUR	Shimano Sora, short cage
SHIFT LEVERS	Shimano Sora, 7-speed STI, flight deck compatible
CASSETTE	Shimano HG50, 7-speed 12-28t
CHAIN	Shimano HG50, 7/8-speed
CRANKSET	Sugino Pro, five arm, polished arms
CHAINRINGS	46x34T
BOTTOM BRACKET	Sport cartridge, square taper, 68 x 110mm
PEDALS	Composite body, alloy cage w/ toe clips and straps
RIMS	Alex DA-22, 24" double wall rim, machined sidewalls
FRONT HUB	Specialized forged alloy, 28 hole, double sealed bearings, QR
REAR HUB	Specialized forged alloy, 32 hole, double sealed bearings, QR
SPOKES	Stainless 14g
FRONT TIRE	Mondo, 24x1", wire bead, 120TPI
REAR TIRE	Mondo, 24x1", wire bead, 120TPI
TUBES	Specialized standard presta tube
SADDLE	Specialized Junior, full padding
SEAT POST	Forged alloy, 27.2mm
SEAT BINDER	Specialized CNC, alloy
NOTES	Chain stay protector, chain catcher, derailleur hanger, clear coat, owners manual

	Roubaix Expert Triple
MODEL	Specialized FACT 8r carbon, Az1 construction, compact design, Zert inserts
FRAME	
FORK	Specialized FACT monocoque carbon fork; full carbon legs, crown and steerer w/ Zert inserts
HEADSET	Specialized Mindset Plus Carbon, 11/8" integrated threadless, cartridge sealed bearings, carbon 20mm cone w/ one 10mm and two 5mm carbon spacers
STEM	Specialized Pro-Set lightweight stem, 3D forged alloy, 4-bolt 31.8mm bar clamp, 4-position adjustable
HANDLEBARS	Specialized Zert Pro, 2014 alloy, Zert damper, short-reach drop, ergonomic top shaping, 31.8mm
TAPE	Body Geometry Bar Phat, Soft-Touch cork ribbon w/ 2.5mm gel padding
FRONT BRAKE	Shimano Ultegra
REAR BRAKE	Shimano Ultegra
BRAKE LEVERS	Shimano Ultegra, 10-speed STI, flight deck compatible
FRONT DERAILLEUR	Shimano Ultegra, 34.9mm clamp, bottom pull
REAR DERAILLEUR	Shimano Ultegra, long cage
SHIFT LEVERS	Shimano Ultegra, 10-speed STI, flight deck compatible
CASSETTE	Shimano Ultegra, 12-27t
CHAIN	Shimano Ultegra, 10-speed
CRANKSET	FSA SL-K MegaExo, 2-piece carbon crankset
CHAINRINGS	50x39x30T
BOTTOM BRACKET	FSA MegaExo, integrated exterior cartridge bearings, alloy
PEDALS	Composite body test ride pedals
RIMS	Shimano R6600
FRONT HUB	Shimano R6600, 20 hole
REAR HUB	Shimano R6600, 24 hole
SPOKES	Stainless 14g aero
FRONT TIRE	Specialized Roubaix Pro, 700x23/25c, aramid bead, 120TPI
REAR TIRE	Specialized Roubaix Pro, 700x23/25c, aramid bead, 120TPI
TUBES	Specialized standard presta tube
SADDLE	Body Geometry Toupé Gel, superlight foam, carbon reinforced base, microfiber cover
SEAT POST	Specialized Pro SL, FACT carbon w/ Zert insert, 27.2mm
SEAT BINDER	Specialized CNC, alloy
NOTES	Carbon chain stay protector, derailleur hanger, clear coat, owners manual

	Roubaix Elite Triple
MODEL	Specialized FACT 6r carbon, triple monocoque construction, compact design, Zert inserts
FRAME	
FORK	Specialized FACT monocoque carbon fork; full carbon legs, crown and steerer w/ Zert inserts
HEADSET	Specialized Mindset Plus, 11/8" integrated threadless, cartridge sealed bearings, alloy 20mm cone w/ one 10mm and two 5mm alloy spacers
STEM	Specialized Comp-Set, 3D forged alloy, 4-bolt 31.8mm bar clamp, 4-position adjustable
HANDLEBARS	Specialized Zert Comp, 6061 alloy, Zert damper, short-reach drop, ergonomic top shaping, 31.8mm
TAPE	Body Geometry Bar Phat, Soft-Touch cork ribbon w/ 2.5mm gel padding
FRONT BRAKE	Ultralight dual pivot brakes, Teflon pivots, forged 7050 alloy w/ cartridge pads
REAR BRAKE	Ultralight dual pivot brakes, Teflon pivots, forged 7050 alloy w/ cartridge pads
BRAKE LEVERS	Shimano 105, 10-speed STI, flight deck compatible
FRONT DERAILLEUR	Shimano 105, 10-speed, 31.8mm clamp, bottom pull
REAR DERAILLEUR	Shimano 105, 10-speed, long cage
SHIFT LEVERS	Shimano 105, 10-speed STI, flight deck compatible
CASSETTE	Shimano 105, 10-speed 12-27t
CHAIN	Shimano 105, 10-speed
CRANKSET	FSA Gossamer MegaExo, 2-piece crankset
CHAINRINGS	50x39x30T
BOTTOM BRACKET	FSA MegaExo, integrated exterior cartridge bearings, alloy
PEDALS	Composite body test ride pedals
RIMS	Mavic Open Sport, double wall rim, machined sidewalls w/ eyelets
FRONT HUB	Specialized forged alloy, 24 hole, double sealed ball bearings, straight pull spokes, QR
REAR HUB	Specialized forged alloy, 28 hole, double sealed ball bearings, straight pull spokes, cassette, QR
SPOKES	Stainless 14g, straight-pull
FRONT TIRE	Specialized Roubaix Pro, 700x23/25c, aramid bead, 120TPI
REAR TIRE	Specialized Roubaix Pro, 700x23/25c, aramid bead, 120TPI
TUBES	Specialized standard presta tube
SADDLE	Body Geometry Avatar, microfiber cover, gel padding
SEAT POST	Specialized Pavé FACT carbon w/ Zert insert, 27.2mm
SEAT BINDER	Specialized CNC, alloy
NOTES	Chain stay protector, chain catcher, derailleur hanger, clear coat, owners manual

	ROUBAIX
	Roubaix Pro
MODEL	Specialized FACT 8r carbon, Az1 construction, compact design, Zert inserts
FRAME	
FORK	Specialized FACT monocoque carbon fork; full carbon legs, crown and steerer w/ Zert inserts
HEADSET	Specialized Mindset Plus Carbon, 11/8" integrated threadless, cartridge sealed bearings, carbon 20mm cone w/ one 10mm and two 5mm carbon spacers
STEM	S-Works FACT carbon stem, 31.8mm handlebar clamp
HANDLEBARS	S-Works SL FACT carbon aero handlebar, short-reach drop, 31.8mm clamp
TAPE	Body Geometry Bar Phat, Soft-Touch cork ribbon w/ 2.5mm gel padding
FRONT BRAKE	Shimano Ultegra
REAR BRAKE	Shimano Ultegra
BRAKE LEVERS	Shimano Dura-Ace, 10-speed STI, flight deck compatible
FRONT DERAILLEUR	Shimano Ultegra, 34.9mm clamp, bottom pull
REAR DERAILLEUR	Shimano Dura-Ace, short cage
SHIFT LEVERS	Shimano Dura-Ace, 10-speed STI, flight deck compatible
CASSETTE	Shimano Ultegra, 12-27t
CHAIN	Shimano Dura-Ace, 10-speed
CRANKSET	FSA K-Force MegaExo, 2-piece carbon crankset
CHAINRINGS	50x34T
BOTTOM BRACKET	FSA MegaExo, integrated exterior cartridge bearings, alloy
PEDALS	Composite body test ride pedals
RIMS	Roval Classique Fusee, mid-section alloy rim, sleeve joint, machined braking surfaces
FRONT HUB	Roval Classique Fusee, 20 hole, forged alloy body, sealed cartridge bearings, Roval QR
REAR HUB	Roval Classique Fusee, 24 hole, forged alloy body, sealed cartridge bearings, alloy cassette body, Roval QR
SPOKES	DT stainless 14/15g butted aero, hidden nipples
FRONT TIRE	Specialized Roubaix Pro, 700x23/25c, aramid bead, 120TPI
REAR TIRE	Specialized Roubaix Pro, 700x23/25c, aramid bead, 120TPI
TUBES	Specialized standard presta tube
SADDLE	Body Geometry Toupé Gel, superlight foam, carbon reinforced base, hollow Ti rails, microfiber cover
SEAT POST	Specialized Pro SL, FACT carbon w/ Zert insert, 27.2mm
SEAT BINDER	Specialized CNC, alloy
NOTES	Carbon chain stay protector, derailleur hanger, clear coat, owners manual

	Roubaix Comp Compact
MODEL	Specialized FACT 6r carbon, triple monocoque construction, compact design, Zert inserts
FRAME	
FORK	Specialized FACT monocoque carbon fork; full carbon legs, crown and steerer w/ Zert inserts
HEADSET	Specialized Mindset Plus, 11/8" integrated threadless, cartridge sealed bearings, alloy 20mm cone w/ one 10mm and two 5mm alloy spacers
STEM	Specialized Pro-Set lightweight stem, 3D forged alloy, 4-bolt 31.8mm bar clamp, 4-position adjustable
HANDLEBARS	Specialized Zert Comp, 6061 alloy, Zert damper, short-reach drop, ergonomic top shaping, 31.8mm
TAPE	Body Geometry Bar Phat, Soft-Touch cork ribbon w/ 2.5mm gel padding
FRONT BRAKE	Shimano 105
REAR BRAKE	Shimano 105
BRAKE LEVERS	Shimano 105, 10-speed STI, flight deck compatible
FRONT DERAILLEUR	Shimano 105, 10-speed, 31.8mm clamp, bottom pull
REAR DERAILLEUR	Shimano 105, 10-speed, short cage
SHIFT LEVERS	Shimano 105, 10-speed STI, flight deck compatible
CASSETTE	Shimano 105, 10-speed 12-27t
CHAIN	Shimano 105, 10-speed
CRANKSET	Shimano R600, Hollowtech II 2-piece compact crankset
CHAINRINGS	50x34T
BOTTOM BRACKET	Shimano 105, Hollowtech II
PEDALS	Composite body test ride pedals
RIMS	Mavic Open Pro, welded aluminum double wall rim, machined sidewalls w/ eyelets
FRONT HUB	Specialized forged alloy, 28 hole, double sealed bearings, QR
REAR HUB	Specialized forged alloy, 28 hole, double sealed bearings, QR
SPOKES	DT Swiss stainless 14g
FRONT TIRE	Specialized Roubaix Pro, 700x23/25c, aramid bead, 120TPI
REAR TIRE	Specialized Roubaix Pro, 700x23/25c, aramid bead, 120TPI
TUBES	Specialized standard presta tube
SADDLE	Body Geometry Avatar, microfiber cover, gel padding
SEAT POST	Specialized Pavé FACT carbon w/ Zert insert, 27.2mm
SEAT BINDER	Specialized CNC, alloy
NOTES	Carbon chain stay protector, derailleur hanger, clear coat, owners manual

	Roubaix
MODEL	Specialized E5, fully manipulated Columbus E5 SLX tubing, compact design, FACT carbon seatstays w/ Zert inserts
FRAME	
FORK	Specialized FACT monocoque carbon fork; full carbon legs, crown and steerer w/ Zert inserts
HEADSET	Specialized Mindset Plus, 11/8" integrated threadless, cartridge sealed bearings, alloy 20mm cone w/ one 10mm and two 5mm alloy spacers
STEM	Specialized Comp-Set, 3D forged alloy, 4-bolt 31.8mm bar clamp, 4-position adjustable
HANDLEBARS	Specialized Zert Comp, 6061 alloy, Zert damper, short-reach drop, ergonomic top shaping, 31.8mm
TAPE	Body Geometry Bar Phat, Soft-Touch cork ribbon w/ 2.5mm gel padding
FRONT BRAKE	Ultralight dual pivot brakes, Teflon pivots, forged 7050 alloy w/ cartridge pads
REAR BRAKE	Ultralight dual pivot brakes, Teflon pivots, forged 7050 alloy w/ cartridge pads
BRAKE LEVERS	Shimano 105, 10-speed STI, flight deck compatible
FRONT DERAILLEUR	Shimano 105, 10-speed, 31.8mm clamp, bottom pull
REAR DERAILLEUR	Shimano 105, 10-speed, long cage
SHIFT LEVERS	Shimano 105, 10-speed STI, flight deck compatible
CASSETTE	Shimano 105, 10-speed 12-27t
CHAIN	Shimano 105, 10-speed
CRANKSET	FSA Gossamer MegaExo, 2-piece crankset
CHAINRINGS	50x39x30T
BOTTOM BRACKET	FSA MegaExo, integrated exterior cartridge bearings, alloy
PEDALS	Composite body test ride pedals
RIMS	Mavic Open Sport, double wall rim, machined sidewalls w/ eyelets
FRONT HUB	Specialized forged alloy, 24 hole, double sealed ball bearings, straight pull spokes, QR
REAR HUB	Specialized forged alloy, 28 hole, double sealed ball bearings, straight pull spokes, cassette, QR
SPOKES	Stainless 14g, straight-pull
FRONT TIRE	Specialized Roubaix Pro, 700x23/25c, aramid bead, 120TPI
REAR TIRE	Specialized Roubaix Pro, 700x23/25c, aramid bead, 120TPI
TUBES	Specialized standard presta tube
SADDLE	Body Geometry Avatar, microfiber cover, gel padding
SEAT POST	Specialized Pavé II, FACT carbon w/ Zert insert, aluminum head, 27.2mm
SEAT BINDER	Specialized CNC, alloy
NOTES	Chain stay protector, chain catcher, derailleur hanger, clear coat, owners manual

	Roubaix Expert Compact
MODEL	Specialized FACT 8r carbon, Az1 construction, compact design, Zert inserts
FRAME	
FORK	Specialized FACT monocoque carbon fork; full carbon legs, crown and steerer w/ Zert inserts
HEADSET	Specialized Mindset Plus Carbon, 11/8" integrated threadless, cartridge sealed bearings, carbon 20mm cone w/ one 10mm and two 5mm carbon spacers
STEM	Specialized Pro-Set lightweight stem, 3D forged alloy, 4-bolt 31.8mm bar clamp, 4-position adjustable
HANDLEBARS	Specialized Zert Pro, 2014 alloy, Zert damper, short-reach drop, ergonomic top shaping, 31.8mm
TAPE	Body Geometry Bar Phat, Soft-Touch cork ribbon w/ 2.5mm gel padding
FRONT BRAKE	SRAM Rival
REAR BRAKE	SRAM Rival
BRAKE LEVERS	SRAM Rival, 10-speed
FRONT DERAILLEUR	SRAM Rival, 34.9mm clamp, bottom pull
REAR DERAILLEUR	SRAM Rival, short cage
SHIFT LEVERS	SRAM Rival, 10-speed
CASSETTE	SRAM Rival, 10-speed 11-26t
CHAIN	SRAM Rival, 1070
CRANKSET	SRAM Rival Comp, 2-piece compact crankset
CHAINRINGS	50x34T
BOTTOM BRACKET	SRAM Rival Comp, integrated exterior cartridge bearings, alloy
PEDALS	Composite body test ride pedals
RIMS	Mavic Ksyrium Elite
FRONT HUB	Mavic Ksyrium Elite, 18 hole, Mavic QR
REAR HUB	Mavic Ksyrium Elite, 20 hole, Mavic QR
SPOKES	Stainless 14g aero
FRONT TIRE	Specialized Roubaix Pro, 700x23/25c, aramid bead, 120TPI
REAR TIRE	Specialized Roubaix Pro, 700x23/25c, aramid bead, 120TPI
TUBES	Specialized standard presta tube
SADDLE	Body Geometry Toupé Gel, superlight foam, carbon reinforced base, microfiber cover
SEAT POST	Specialized Pro SL, FACT carbon w/ Zert insert, 27.2mm
SEAT BINDER	Specialized CNC, alloy
NOTES	Carbon chain stay protector, derailleur hanger, clear coat, owners manual

	Roubaix Comp Triple
MODEL	Specialized FACT 6r carbon, triple monocoque construction, compact design, Zert inserts
FRAME	
FORK	Specialized FACT monocoque carbon fork; full carbon legs, crown and steerer w/ Zert inserts
HEADSET	Specialized Mindset Plus, 11/8" integrated threadless, cartridge sealed bearings, alloy 20mm cone w/ one 10mm and two 5mm alloy spacers
STEM	Specialized Pro-Set lightweight stem, 3D forged alloy, 4-bolt 31.8mm bar clamp, 4-position adjustable
HANDLEBARS	Specialized Zert Comp, 6061 alloy, Zert damper, short-reach drop, ergonomic top shaping, 31.8mm
TAPE	Body Geometry Bar Phat, Soft-Touch cork ribbon w/ 2.5mm gel padding
FRONT BRAKE	Shimano 105
REAR BRAKE	Shimano 105
BRAKE LEVERS	Shimano 105, 10-speed STI, flight deck compatible
FRONT DERAILLEUR	Shimano 105, 10-speed, 31.8mm clamp, bottom pull
REAR DERAILLEUR	Shimano 105, 10-speed, long cage
SHIFT LEVERS	Shimano 105, 10-speed STI, flight deck compatible
CASSETTE	Shimano 105, 10-speed 12-27t
CHAIN	Shimano 105, 10-speed
CRANKSET	Shimano 105, Hollowtech II 2-piece crankset
CHAINRINGS	50x39x30T
BOTTOM BRACKET	Shimano 105, Hollowtech II
PEDALS	Composite body test ride pedals
RIMS	Mavic Open Pro, welded aluminum double wall rim, machined sidewalls w/ eyelets
FRONT HUB	Specialized forged alloy, 28 hole, double sealed bearings, QR
REAR HUB	Specialized forged alloy, 28 hole, double sealed bearings, QR
SPOKES	DT Swiss stainless 14g
FRONT TIRE	Specialized Roubaix Pro, 700x23/25c, aramid bead, 120TPI
REAR TIRE	Specialized Roubaix Pro, 700x23/25c, aramid bead, 120TPI
TUBES	Specialized standard presta tube
SADDLE	Body Geometry Avatar, microfiber cover, gel padding
SEAT POST	Specialized Pavé FACT carbon w/ Zert insert, 27.2mm
SEAT BINDER	Specialized CNC, alloy
NOTES	Carbon chain stay protector, derailleur hanger, clear coat, owners manual

SEQUOIA

	Sequoia Elite
MODEL	Specialized A1 Premium Aluminum, fully manipulated tubing, compact design, FACT carbon seatstays w/ Zert inserts
FRAME	
FORK	Specialized FACT monocoque carbon fork; full carbon legs, crown and steerer w/ Zert inserts
HEADSET	Specialized Mindset, 11/8" integrated threadless, sealed bearings, alloy 20mm cone w/ one 10mm and two 5mm alloy spacers
STEM	Specialized Comp-Set, 3D forged alloy, 4-bolt 31.8mm bar clamp, 4-position adjustable
HANDLEBARS	Specialized Zert Comp, 6061 alloy, Zert damper, short-reach drop, ergonomic top shaping, 31.8mm
TAPE	Body Geometry Bar Phat, cork ribbon w/ 2.5mm gel padding
FRONT BRAKE	Dual pivot, forged alloy w/ cartridge multi-condition pads
REAR BRAKE	Dual pivot, forged alloy w/ cartridge multi-condition pads
BRAKE LEVERS	Shimano Tiagra, 9-speed STI, flight deck compatible w/ brake lever extensions
FRONT DERAILLEUR	Shimano Tiagra, 31.8mm clamp, bottom pull
REAR DERAILLEUR	Shimano 105, 10-speed, long cage
SHIFT LEVERS	Shimano Tiagra, 9-speed STI, flight deck compatible
CASSETTE	SRAM PG-950, 9-speed 12-26t
CHAIN	Shimano HG73, 9-speed
CRANKSET	Sugino Direct Drive, 2-piece crankset
CHAINRINGS	50x39x30T
BOTTOM BRACKET	Sugino integrated, exterior cartridge bearings, alloy
PEDALS	Composite body, alloy cage w/ toe clips and straps
RIMS	Jalco GX460, alloy triple wall, machined sidewalls w/ indicator grooves
FRONT HUB	Specialized forged alloy, 28 hole, double sealed bearings, QR
REAR HUB	Specialized forged alloy, 32 hole, double sealed bearings, QR
SPOKES	Stainless 14g
FRONT TIRE	Specialized All Condition Pro, 700x23c, aramid bead, 120TPI
REAR TIRE	Specialized All Condition Pro, 700x23c, aramid bead, 120TPI
TUBES	Specialized standard presta tube
SADDLE	Body Geometry Avatar, microfiber cover, gel padding
SEAT POST	Specialized Pavé II, FACT carbon w/ Zert insert, aluminum head, 27.2mm
SEAT BINDER	Specialized CNC, alloy
NOTES	Chain stay protector, chain catcher, derailleur hanger, clear coat, owners manual

MODEL	Sequoia
FRAME	Specialized A1 Premium Aluminum, fully manipulated tubing, compact road design, integrated headset, hourglass speedstays
FORK	Specialized FACT carbon steerer and fork legs w/ Zertz inserts
HEADSET	Specialized Mindset, 11/8" integrated threadless, sealed bearings, alloy 20mm cone w/ one 10mm and two 5mm alloy spacers
STEM	Specialized Comp-Set, 3D forged alloy, 4-bolt 31.8mm bar clamp, 4-position adjustable
HANDLEBARS	Specialized Expert, 6061 alloy, short-reach drop, ergonomic top shaping, 31.8mm
TAPE	Body Geometry Bar Phat, cork ribbon w/ 2.5mm gel padding
FRONT BRAKE	Dual pivot, forged alloy w/ cartridge multi-condition pads
REAR BRAKE	Dual pivot, forged alloy w/ cartridge multi-condition pads
BRAKE LEVERS	Shimano Sora, 8-speed STI, flight deck compatible w/ brake lever extensions
FRONT DERAILLEUR	Shimano Sora, 31.8mm clamp, bottom pull
REAR DERAILLEUR	Shimano Tiagra, long cage
SHIFT LEVERS	Shimano Sora, 8-speed STI, flight deck compatible
CASSETTE	Shimano HG50, 8-speed 12-25t
CHAIN	Shimano HG50, 8-speed
CRANKSET	Sugino Comp, five arm, polished arms
CHAINRINGS	50x42x30T
BOTTOM BRACKET	Sport cartridge, square taper, 68 x 113mm
PEDALS	Composite body, alloy cage w/ toe clips and straps
RIMS	Alex R500, 700c, alloy double wall, machined sidewalls
FRONT HUB	Specialized forged alloy, 28 hole, double sealed bearings, QR
REAR HUB	Specialized forged alloy, 32 hole, double sealed bearings, QR
SPOKES	Stainless 14g
FRONT TIRE	Specialized All Condition, 700x23c, 60TPI w/ Flak Jacket
REAR TIRE	Specialized All Condition, 700x23c, 60TPI w/ Flak Jacket
TUBES	Specialized standard presta tube
SADDLE	Specialized Comp Road, full padding
SEAT POST	Specialized carbon fiber, 27.2mm
SEAT BINDER	Specialized CNC, alloy
NOTES	Chain stay protector, chain catcher, derailleur hanger, clear coat, owners manual

TRANSITION

Transition Pro
Specialized E5 AEROTEC, fully manipulated Columbus aero tubing, compact Transition race design
Specialized FACT monocoque carbon aero fork, carbon legs, crown, and steerer, Speed Zertz
Specialized Mindset Plus Carbon, 11/8" integrated threadless, cartridge sealed bearings, carbon 20mm cone w/ one 10mm and two 5mm carbon spacers
Profile Lava, O5 stem
Specialized Zertz Transition bullhorn bars, 31.8 clamp w/ Profile Designs Lightning Stryke aero bars
Body Geometry cork ribbon
Shimano Dura-Ace
Shimano Dura-Ace
Carbon Aero Levers
Shimano Dura-Ace, 31.8mm clamp, bottom pull
Shimano Dura-Ace, short cage
Shimano Dura-Ace, 10-speed bar ends
Shimano Dura-Ace, 12-27t
Shimano Dura-Ace, 10-speed
FSA K-Force MegaExo, 2-piece carbon crankset
53x39T
FSA MegaExo, integrated exterior cartridge bearings, alloy
Composite body test ride pedals
Zipp, carbon clincher deep section rim, machined alloy braking surface
Zipp, 20 hole, cartridge bearings, carbon dust caps
Zipp, 24 hole, cartridge bearings, carbon dust caps
Stainless 14g aero
Specialized Mondo Pro, 700x21C, aramid bead, 120TPI
Specialized Mondo Pro, 700x21C, aramid bead, 120TPI
Specialized Turbo presta tube
Body Geometry Toupé Gel, superlight foam, carbon reinforced base, hollow Ti rails, microfiber cover
Specialized Transition carbon w/ Speed Zertz
Specialized CNC, alloy
Chain stay protector, derailleur hanger, clear coat, owners manual

Transition Expert
Specialized E5 AEROTEC, fully manipulated Columbus aero tubing, compact Transition race design
Specialized FACT monocoque carbon aero fork, carbon legs, crown, and steerer, Speed Zertz
Specialized Mindset Plus Carbon, 11/8" integrated threadless, cartridge sealed bearings, carbon 20mm cone w/ one 10mm and two 5mm carbon spacers
Specialized Pro-Set lightweight stem, 3D forged alloy, 4-bolt 31.8mm bar clamp, 4-position adjustable
Specialized Zertz Transition bullhorn bars, 31.8 clamp, w/ Profile Designs T2 Cobra aero bars
Body Geometry cork ribbon
Shimano Ultegra
Shimano Ultegra
Aero Levers
Shimano Ultegra, 31.8mm clamp, bottom pull
Shimano Dura-Ace, short cage
Shimano Dura-Ace, 10-speed bar ends
Shimano Ultegra, 12-27t
Shimano Ultegra, 10-speed
FSA SL-K MegaExo, 2-piece carbon crankset
53x39T
FSA MegaExo, integrated exterior cartridge bearings, alloy
Composite body test ride pedals
Mavic Ksyrium Elite
Mavic Ksyrium Elite, 18 hole, Mavic QR
Mavic Ksyrium Elite, 20 hole, Mavic QR
Stainless 14g aero
Specialized Mondo Pro, 700x21C, aramid bead, 120TPI
Specialized Mondo Pro, 700x21C, aramid bead, 120TPI
Specialized standard presta tube
Body Geometry Toupé Team, superlight foam, carbon reinforced base, microfiber cover
Specialized Transition carbon w/ Speed Zertz
Specialized CNC, alloy
Chain stay protector, derailleur hanger, clear coat, owners manual

MODEL	Transition Comp
FRAME	Specialized E5 AEROTEC, fully manipulated Columbus aero tubing, compact Transition race design
FORK	Specialized FACT carbon aero Transition fork, carbon legs, aluminum steerer, Speed Zertz
HEADSET	Specialized Mindset Plus, 11/8" integrated threadless, cartridge sealed bearings, alloy 20mm cone w/ one 10mm and two 5mm alloy spacers
STEM	Specialized Comp-Set, 3D forged alloy, 4-bolt 31.8mm bar clamp, 4-position adjustable
HANDLEBARS	Specialized Zertz Transition bullhorn bars, 31.8 clamp, w/ Profile Designs T2 Cobra aero bars
TAPE	Body Geometry cork ribbon
FRONT BRAKE	Shimano 105
REAR BRAKE	Shimano 105
BRAKE LEVERS	Aero Levers
FRONT DERAILLEUR	Shimano 105, 10-speed, 31.8mm clamp, bottom pull
REAR DERAILLEUR	Shimano Ultegra, 10-speed, short cage
SHIFT LEVERS	Shimano Dura-Ace, 10-speed bar ends
CASSETTE	Shimano 105, 10-speed 12-27t
CHAIN	Shimano 105, 10-speed
CRANKSET	Shimano 105, Hollowtech II 2-piece crankset
CHAINRINGS	52x39T
BOTTOM BRACKET	Shimano 105, Hollowtech II
PEDALS	Composite body test ride pedals
RIMS	Mavic Aksium
FRONT HUB	Mavic Aksium, 20 hole, Mavic QR
REAR HUB	Mavic Aksium, 24 hole, Mavic QR
SPOKES	Stainless 14g aero
FRONT TIRE	Specialized Mondo Pro, 700x21C, aramid bead, 120TPI
REAR TIRE	Specialized Mondo Pro, 700x21C, aramid bead, 120TPI
TUBES	Specialized standard presta tube
SADDLE	Body Geometry Toupé Team, superlight foam, carbon reinforced base, microfiber cover
SEAT POST	Specialized Transition carbon w/ Speed Zertz
SEAT BINDER	Specialized CNC, alloy
NOTES	Chain stay protector, derailleur hanger, clear coat, owners manual

Transition Elite
Specialized E5 AEROTEC, fully manipulated aero tubing, compact Transition design, Transition race design
Specialized FACT carbon aero Transition Speed Zertz, carbon legs, aluminum steerer
Specialized Mindset, 11/8" integrated threadless, sealed cartridge bearings, carbon 20mm cone with two 5mm alloy spacers
Specialized Pro, 3D forged alloy, 31.8mm bar clamp, 4-position adjustable
Specialized Zertz Transition bullhorn bars, 31.8 clamp, with Profile Designs Carbon Stryke aero bars
Body Geometry Bar Phat, cork ribbon w/2.5mm gel padding
Tektro R725, aero brakes with cartridge pads
Tektro R725, aero brakes with cartridge pads
Tektro RX4.1, aero levers
Shimano 105, 9-speed, 31.8mm clamp, bottom pull
Shimano 105, 9-speed, short cage
Shimano Dura-Ace, 9-speed bar con shifters
Shimano HG50, 12-25t
Shimano HG73, 9-speed
FSA Gossamer MegaExo, 2-piece crankset
53x39T
FSA integrated, exterior cartridge bearings, alloy
Composite-body test ride pedals
Alex ALX 330, alloy double wall aero rim, machined sidewalls
Alex ALX 330, 20 hole, QR
Alex ALX 330, 24 hole, aluminum freehub body, four cartridge bearings, QR
Stainless 14g aero
Specialized Mondo Pro, 700x21C, aramid bead, 120TPI
Specialized Mondo Pro, 700x21C, aramid bead, 120TPI
Specialized standard presta tube, 0.9mm thickness
Body Geometry Transition Pro saddle, microfiber cover, full nose padding, Cro-Mo rails
Specialized Transition carbon, aero seatpost with Speed Zertz
Specialized CNC, alloy
Chain stay protector, reflectors, chain catcher, clear coat, owners manual

Transition Multi-Sport
Specialized A1 Premium Aluminum, double-butted tubing, compact aero multi-sport design, replaceable derailleur hanger
Specialized Carbon, carbon fiber legs, Cro-Mo steerer
Specialized Integrated, 11/8" integrated threadless, sealed bearings, alloy 20mm cone with two 5mm alloy spacers
Specialized 3D forged alloy, 10 degree rise, 26.0mm clamp
Specialized Comp handlebar, alloy racing drop, 26.0 clamp, with Profile Designs Air Stryke aero bars
Body Geometry Bar Phat, cork ribbon w/2.5mm gel padding
Dual pivot, forged alloy, w/cartridge multi-condition pads
Dual pivot, forged alloy, w/cartridge multi-condition pads
Shimano 105, 9-speed, STI, flight deck compatible
Shimano Tiagra, 31.8mm clamp, bottom pull
Shimano 105, 9-speed, long cage
Shimano 105, 9-speed, STI, flight deck compatible
Shimano HG50, 12-25t
Shimano HG73, 9-speed
Sugino Comp, five arm, polished arms
52x42x30T
TH BB-7420 cartridge, square taper, 68mm shell, 118mm spindle
Composite body, alloy cage, with toe clips and straps
Alex ALX 298, alloy double wall rim, machined sidewalls
Alex ALX 298, 20 hole, QR
Alex ALX 298, 24 hole, aluminum freehub body, four cartridge bearings, QR
Stainless 14g aero
Specialized Mondo Comp, 700x23C, aramid bead, 60TPI
Specialized Mondo Comp, 700x23C, aramid bead, 60TPI
Specialized standard presta tube, 0.9mm thickness
BG Transition saddle, full nose padding
Specialized aero alloy seatpost, 27.2mm
Specialized CNC, alloy
Chain stay protector, reflectors, chain catcher, clear coat, owners manual

LANGSTER

MODEL	Langster Comp
FRAME	Specialized A1 Premium Aluminum, double-butted tubing, compact track design, horizontal rear entrydropouts
FORK	Specialized FACT carbon fork, bonded carbon fiber legs, 7075 alloy threadless steerer
HEADSET	Specialized 11/8" threadless, sealed bearings, alloy 20mm cone with two 5mm alloy spacers
STEM	Specialized 3D forged alloy, 10 degree rise, 26.0mm clamp
HANDLEBARS	Specialized Pro Track handlebar, alloy track drop, 26.0 clamp
TAPE	Body Geometry, cork ribbon
FRONT BRAKE	None
REAR BRAKE	None
BRAKE LEVERS	None
FRONT DERAILLEUR	None
REAR DERAILLEUR	None
SHIFT LEVERS	None
FREEWHEEL	Shimano 16T freewheel
CHAIN	Izumi V 1/2x1/8" Gold/Black
CRANKSET	Sugino 75, track racing crankset
CHAINRINGS	48T
BOTTOM BRACKET	Sugino 75 track racing
PEDALS	Composite body, alloy cage, with toe clips and straps
RIMS	Alex AT-400, 700c double wall rim, spoke eyelets
FRONT HUB	Specialized, 32 hole, forged alloy, double seals, with chrome track nuts
REAR HUB	Specialized, 32 hole, forged alloy, double seals, with chrome track nuts
SPOKES	Stainless 14g
FRONT TIRE	Specialized Mondo Pro, 700x23C, aramid bead, 120TPI
REAR TIRE	Specialized Mondo Pro, 700x23C, aramid bead, 120TPI
TUBES	Specialized presta tube
SADDLE	Body Geometry Alias, carbon reinforced base, microfiber cover
SEAT POST	Specialized alloy, 27.2mm
SEAT BINDER	Specialized CNC, alloy
NOTES	Chain stay protector, reflectors, clear coat, owners manual

Langster
Specialized A1 Premium Aluminum, fully manipulated tubing, compact design, integrated headset
Specialized carbon fork, carbon fiber legs, aluminum steerer
Specialized Mindset, 11/8" integrated threadless, sealed bearings, alloy 20mm cone w/ one 10mm and two 5mm alloy spacers
Specialized Sport, 3D forged alloy, 31.8mm split clamp, 7 degree
Specialized Comp, 6061 alloy, short-reach drop, 31.8mm
Body Geometry Bar Phat, cork ribbon w/ 2.5mm gel padding
Dual pivot, forged alloy w/ cartridge multi-condition pads
Dual pivot, forged alloy w/ cartridge multi-condition pads
Tektro short reach for drop bars
N/A
N/A
N/A
Shimano 16t Freewheel plus 16t fixed gear cog
KMC Z-S10HX, 1/2" x 3/32"
Sugino Comp, five arm, polished arms
42T CNC Zen Messenger
Sport cartridge, square taper, 68 x 103mm
Composite body, alloy cage w/ toe clips and straps
Alex R500, 700c, alloy double wall, machined sidewalls
Specialized, 32 hole, forged alloy, double sealed w/ chrome track nuts
Specialized, 32 hole, forged alloy, double sealed w/ chrome track nuts
Stainless 14g
Specialized Mondo, 700x23C, wire bead, 60TPI
Specialized Mondo, 700x23C, wire bead, 60TPI
Specialized standard presta tube
Specialized Comp Road, full padding
Specialized carbon fiber, 27.2mm
Specialized CNC, alloy
Chain stay protector, clear coat, owners manual

TRICROSS

TriCross Expert Double
Specialized E5, fully manipulated Columbus E5 SLX tubing, semi-compact Freerood design, FACT carbon seatstays w/ Zertz inserts
Specialized FACT carbon Tricross fork, carbon legs, aluminum steerer, SpeedZertz inserts, full rack and fender mounts
Specialized Mindset Plus Carbon, 11/8" integrated threadless, cartridge sealed bearings, carbon 20mm cone w/ one 10mm and two 5mm carbon spacers
Specialized Pro-Set lightweight stem, 3D forged alloy, 4-bolt 31.8mm bar clamp, 4-position adjustable
Specialized Zertz Pro, 2014 alloy, Zertz damper, short-reach drop, ergonomic top shaping, 31.8mm
Body Geometry Bar Phat, cork ribbon w/ 2.5mm gel padding
Shimano R550 cantliever brakes w/ cartridge pads
Shimano R550 cantliever brakes w/ cartridge pads
Shimano Ultegra, 10-speed STI, flight deck compatible w/ brake lever extensions
Shimano Ultegra, 31.8mm clamp, bottom pull
Shimano Dura-Ace, short cage
Shimano Ultegra, 10-speed STI, flight deck compatible, w/ brake lever extensions
Shimano Ultegra, 12-27t
Shimano Ultegra, 10-speed
FSA SL-K MegaExo, 2-piece carbon crankset
48x34T
FSA MegaExo, integrated exterior cartridge bearings, alloy
Composite body test ride pedals
Roval Classique Pavé SL, alloy deep-section double wall rim, welded joint, machined sidewalls
Roval Classique Pavé SL, 20 hole, Roval QR
Roval Classique Pavé SL, 24 hole, Roval QR
DT stainless 14g butted
Specialized Borough CX Pro, 700x32C, dual-compound tread, aramid bead, 120TPI
Specialized Borough CX Pro, 700x32c, dual-compound tread, aramid bead, 120TPI
Specialized standard presta tube
Body Geometry Avatar, microfiber cover, Cro-Mo rails, gel padding
Specialized Pavé FACT carbon w/ Zertz insert, 27.2mm
Specialized CNC, alloy
Chain stay protector, chain catcher, derailleur hanger, clear coat, owners manual

TRICROSS

MODEL	TriCross Comp Triple
FRAME	Specialized E5, fully manipulated Columbus E5 SLX tubing, semi-compact Freeroad design, FACT carbon seatstays w/ Zertz inserts
FORK	Specialized FACT carbon Tricross fork, carbon legs, aluminum steerer, SpeedZertz inserts, full rack and fender mounts
HEADSET	Specialized Mindset Plus, 11/8" integrated threadless, cartridge sealed bearings, alloy 20mm cone w/ one 10mm and two 5mm alloy spacers
STEM	Specialized Comp-Set, 3D forged alloy, 4-bolt 31.8mm bar clamp, 4-position adjustable
HANDLEBARS	Specialized Zertz Comp, 6061 alloy, Zertz damper, short-reach drop, ergonomic top shaping, 31.8mm
TAPE	Body Geometry Bar Phat, cork ribbon w/ 2.5mm gel padding
FRONT BRAKE	Avid Shorty 4, cantilever brake w/ cartridge pads
REAR BRAKE	Avid Shorty 4, cantilever brake w/ cartridge pads
BRAKE LEVERS	Shimano 105, 10-speed STI, flight deck compatible w/ brake lever extensions
FRONT DERAILLEUR	Shimano 105, 10-speed, 31.8mm clamp, bottom pull
REAR DERAILLEUR	Shimano Ultegra, short cage
SHIFT LEVERS	Shimano 105, 10-speed STI, flight deck compatible
CASSETTE	Shimano 105, 10-speed 12-27t
CHAIN	Shimano 105, 10-speed
CRANKSET	FSA Gossamer MegaExo, 2-piece crankset
CHAINRINGS	50x39x30T
BOTTOM BRACKET	FSA MegaExo, integrated exterior cartridge bearings, alloy
PEDALS	Composite body steel ride pedals
RIMS	Roval Classique Pavé, alloy double wall rim, machined sidewalls
FRONT HUB	Roval Classique Pavé, 20 hole, Roval QR
REAR HUB	Roval Classique Pavé, 24 hole, Roval QR
SPOKES	DT stainless 14g
FRONT TIRE	Specialized Borough CX Pro, 700x32C, dual-compound tread, aramid bead, 120TPI
REAR TIRE	Specialized Borough CX Pro, 700x32C, dual-compound tread, aramid bead, 120TPI
TUBES	Specialized standard presta tube
SADDLE	Body Geometry Avatar, microfiber cover, gel padding
SEAT POST	Specialized Pavé II, FACT carbon w/ Zertz insert, aluminum head, 27.2mm
SEAT BINDER	Specialized CNC, alloy
NOTES	Chain stay protector, chain catcher, derailleur hanger, clear coat, owners manual

TriCross Sport Triple
Specialized A1 Premium Aluminum, fully manipulated tubing, semi-compact Freeroad design, integrated headset, rack and fender fittings
Specialized FACT carbon Tricross fork, carbon legs, aluminum steerer, SpeedZertz inserts, full rack and fender mounts
Specialized Mindset Plus, 11/8" integrated threadless, cartridge sealed bearings, alloy 20mm cone w/ one 10mm and two 5mm alloy spacers
Specialized Sport, 3D forged alloy, 31.8mm split clamp, 7 degree
Specialized Comp, racing drop, 31.8 Clamp
Body Geometry Bar Phat, cork ribbon w/ 2.5mm gel padding
Tektro Oryx cantilever brakes w/ cartridge pads
Tektro Oryx cantilever brakes w/ cartridge pads
Shimano Tiagra, 9-speed STI, flight deck compatible w/ brake lever extensions
Shimano Sora, 31.8mm clamp, bottom pull
Deore LX, 9-speed, long cage
Shimano Tiagra, 9-speed STI, flight deck compatible
Shimano HG50, 9-speed 11-34t
Shimano HG73, 9-speed
FSA Vero, cold-forged crankset
50x39x30T
Sport cartridge, square taper, 68 x 113mm
Composite body, alloy cage w/ toe clips and straps
Alex ACE-19, double wall rim, machined sidewalls w/ eyelets
Specialized forged alloy, 32 hole, double sealed bearings, QR
Specialized forged alloy, 32 hole, double sealed bearings, QR
Stainless 14g
Specialized Borough CX, 700x32C, wire bead, 60TPI
Specialized Borough CX, 700x32C, wire bead, 60TPI
Specialized standard presta tube
Body Geometry Avatar, microfiber cover, gel padding
Specialized carbon fiber, 27.2mm
Specialized CNC, alloy
Chain stay protector, chain catcher, derailleur hanger, clear coat, owners manual

GLOBE CITY

Globe City 3.1
Specialized A1 Premium Aluminum trekking design, fully manipulated tubing, internal gear dropouts w/ fender and rack braze-ons
Specialized FACT carbon, bonded carbon fiber legs, 7075 alloy threadless steerer, Zertz inserts, cantilever brake posts
Fully Integrated , 11/8" threadless, alloy cap, 20mm cone spacer w/ 2 each 5mm spacers
Specialized 3D forged alloy, 15 degree rise
Specialized Event A1 Premium Aluminum, 27 degree sweep, 600mm wide
Nexus IG-8
Shimano BR-421 V-brake, multi condition brake shoes
Shimano BR-421 V-brake, multi condition brake shoes
Shimano Nexus, integrated with shift levers
N/A
N/A
Shimano Nexus
N/A
KMC Z-610, single speed
Truvativ Five D, single speed 38T w/ CNC guard
38T w/ CNC alloy guard
Truvativ power spline
VP-61i light weight alloy w/ rubber top
Shimano Nexus
Shimano WH-3N71 dynamo hub, 3 watt, super loe resistance
Shimano WH-8R25, 8-speed internal gear premium hub
Shimano
Specialized Nimbus, 700x38c, aramid bead, 60TPI
Specialized Nimbus, 700x38c, aramid bead, 60TPI
Specialized 700c, schraeder valve
Specialized Body Geometry Sport, super light foam, hollow Cro-Mo rails
Alloy micro adjust, 27.2x350mm
Specialized forged alloy
Chain stay protector, chain catcher, clips and straps, derailleur hanger, clear coat, owners manual

MODEL	Globe City 3.1 Women's
FRAME	Specialized A1 Premium Aluminum trekking design, fully manipulated tubing, internal gear dropouts w/ fender and rack braze-ons
FORK	Specialized FACT carbon, bonded carbon fiber legs, 7075 alloy threadless steerer, Zertz inserts, cantilever brake posts
HEADSET	Fully Integrated , 11/8" threadless, alloy cap, 20mm cone spacer w/ 2 each 5mm spacers
STEM	Specialized 3D forged alloy, 15 degree rise
HANDLEBARS	Specialized Event A1 Premium Aluminum, 27 degree sweep, 600mm wide
TAPE	Nexus IG-8
FRONT BRAKE	Shimano BR-421 V-brake, multi condition brake shoes
REAR BRAKE	Shimano BR-421 V-brake, multi condition brake shoes
BRAKE LEVERS	Shimano Nexus, integrated with shift levers
FRONT DERAILLEUR	N/A
REAR DERAILLEUR	N/A
SHIFT LEVERS	Shimano Nexus
CASSETTE	N/A
CHAIN	KMC Z-610, single speed
CRANKSET	Truvativ Five D, single speed 38T w/ CNC guard
CHAINRINGS	38T w/ CNC alloy guard
BOTTOM BRACKET	Truvativ power spline
PEDALS	VP-61i light weight alloy w/ rubber top
RIMS	Shimano Nexus
FRONT HUB	Shimano Nexus
REAR HUB	Shimano Nexus
SPOKES	Shimano
FRONT TIRE	Specialized Nimbus, 700x38c, aramid bead, 60TPI
REAR TIRE	Specialized Nimbus, 700x38c, aramid bead, 60TPI
TUBES	Specialized 700c, schraeder valve
SADDLE	Specialized Body Geometry Sport Women's, super light foam, hollow Cro-Mo rails
SEAT POST	Alloy micro adjust, 27.2x350mm
SEAT BINDER	Specialized forged alloy
NOTES	Chain stay protector, chain catcher, clips and straps, derailleur hanger, clear coat, owners manual

Globe City 6.1
Specialized A1 Premium Aluminum trekking design, fully manipulated tubing w/ fender and rack braze-ons
Specialized A1 Premium Aluminum steerer and legs
Fully Integrated , 11/8" threadless, alloy cap, 20mm cone spacer w/ 2 each 5mm spacers
Specialized 3D forged alloy, 15 degree rise
Specialized Event A1 Premium Aluminum, 27 degree sweep, 600mm wide
Specialized Body Geometry, super light foam
Shimano BR-421 V-brake, multi condition brake shoes
Shimano BR-421 V-brake, multi condition brake shoes
Shimano BL-M420
Shimano M-530 Deore, 31.8mm clamp, top swing, bottom pull
Shimano M-51l Deore, long cage
Shimano SL-51l Deore, 9-speed
Shimano HG50, 9-speed, 11/32t
Shimano HG73, 9-speed
Shimano FC-443, polished arms, Octalink
48Ax36Ax26A w/chainguard
Shimano ES-25 Octalink spline, 68mm shell, 113mm spindle
VP-61i light weight alloy w/ rubber top
Specialized Globe, 700c, 32h, double wall w/ machine sidewalls and eyelets
Shimano dynamo hub, 3 watt w/ super low resistance, 32h, QR
Shimano M-530 Deore, 32h, QR
DT-Swiss Champion, 2.0mm (14g), stainless, brass nipples
Specialized Nimbus, 700x38c, wire bead, 60TPI
Specialized Nimbus, 700x38c, wire bead, 60TPI
Specialized 700c, schraeder valve
Specialized Body Geometry Sport
Alloy micro adjust, 27.2x350mm
Specialized forged alloy
Chain stay protector, chain catcher, clips and straps, derailleur hanger, clear coat, owners manual

Globe City 6.1 Women's
Specialized A1 Premium Aluminum trekking design, fully manipulated tubing w/ fender and rack braze-ons
Specialized A1 Premium Aluminum steerer and legs
Fully Integrated , 11/8" threadless, alloy cap, 20mm cone spacer w/ 2 each 5mm spacers
Specialized 3D forged alloy, 15 degree rise
Specialized Event A1 Premium Aluminum, 27 degree sweep, 600mm wide
Specialized Body Geometry, super light foam
Shimano BR-421 V-brake, multi condition brake shoes
Shimano BR-421 V-brake, multi condition brake shoes
Shimano BL-M420
Shimano M-530 Deore, 31.8mm clamp, top swing, bottom pull
Shimano M-51l Deore, long cage
Shimano SL-51l Deore, 9-speed
Shimano HG50, 9-speed, 11/32t
Shimano HG73, 9-speed
Shimano FC-443, polished arms, Octalink
48Ax36Ax26A w/chainguard
Shimano ES-25 Octalink spline, 68mm shell, 113mm spindle
VP-61i light weight alloy w/ rubber top
Specialized Globe, 700c, 32h, double wall w/ machine sidewalls and eyelets
Shimano dynamo hub, 3 watt w/ super low resistance, 32h, QR
Shimano M-530 Deore, 32h, QR
DT-Swiss Champion, 2.0mm (14g), stainless, brass nipples
Specialized Nimbus, 700x38c, wire bead, 60TPI
Specialized Nimbus, 700x38c, wire bead, 60TPI
Specialized 700c, schraeder valve
Specialized Body Geometry Sport Women's
Alloy micro adjust, 27.2x350mm
Specialized forged alloy
Chain stay protector, chain catcher, clips and straps, derailleur hanger, clear coat, owners manual

GLOBE

Globe Pro
Specialized A1 Premium Aluminum trekking design, fully manipulated tubing, FACT carbon seatstays w/ Zertz inserts, fender and rack braze-ons
Specialized FACT carbon, bonded carbon fiber legs, 7075 alloy threadless steerer, Zertz inserts, cantilever brake posts
Fully Integrated , 11/8" threadless, alloy cap, 20mm cone spacer w/ 2 each 5mm spacers
Specialized 3D forged alloy, 31.8mm four bolt
Specialized OS carbon rise bar, 6 degree up, 8 degree backsweep, 580mm width
Specialized Body Geometry, super light foam
Avid SD-7R "V" brake, cartridge pads, lightweight no compression housing
Avid SD-7R "V" brake, cartridge pads, lightweight no compression housing
Avid FR-7
Shimano M-58l LX, 31.8mm clamp, top swing, dual pull
Shimano M-76l Deore XT, long cage, standard spring
Shimano SL-780 XT, 9-speed
Shimano HG50, 9-speed, 11/32t
Shimano HG73, 9-speed
Shimano CM-540 alloy hollow, Octalink
48Ax36Ax26A w/chainguard
Shimano ES-30 Octalink spline, 68mm shell, 113mm spindle
Welligo C-32, alloy w/ rubber top
Specialized Globe, 700c, 32h, double wall w/ machine sidewalls and eyelets
Shimano Deore, forged, 32h, double sealed, QR
Shimano M-530 Deore, 32h, QR
DT-Swiss competition,1.8/ 2.0mm, stainless, brass nipples
Specialized Borough, 700x42c w/ aramid bead 120TPI w/ Flak Jacket
Specialized Borough, 700x42c w/ aramid bead 120TPI w/ Flak Jacket
Specialized 700c, schraeder valve
Specialized Body Geometry 10-5, super light hollow Cro-Mo rails
Specialized Pavé, FACT carbon w/ Zertz inserts, 27.2x350mm
Specialized forged alloy
Chain stay protector, chain catcher, derailleur hanger, clear coat, owners manual

Globe Expert
Specialized A1 Premium Aluminum trekking design, fully manipulated tubing, FACT carbon seatstays w/ Zertz inserts, fender and rack braze-ons
Specialized FACT carbon, bonded carbon fiber legs, 7075 alloy threadless steerer, Zertz inserts, cantilever brake posts
Fully Integrated , 11/8" threadless, alloy cap, 20mm cone spacer w/ 2 each 5mm spacers
Specialized 3D forged alloy, 15 degree rise
Specialized low rise, 31.8mm OS bar, 6066 butted alloy, 6 degree up, 8 degree backsweep, 620mm width
Specialized Body Geometry, super light foam
Avid SD-3R "V" brakes, 1pc pads, lightweight no compression housing
Avid SD-3R "V" brakes, 1pc pads, lightweight no compression housing
Avid FR-5
Shimano M-530 Deore, 31.8mm clamp, top swing, bottom pull
Shimano M-57l Deore LX, long cage, standard spring
Shimano SL-51l Deore, 9-speed
Shimano HG50, 9-speed, 11/32t
Shimano HG73, 9-speed
Shimano CM-540 alloy hollow, Octalink
48Ax36Ax26A w/chainguard
Shimano ES-30 Octalink spline, 68mm shell, 113mm spindle
Welligo C-32, alloy w/ rubber top
Specialized Globe, 700c, 32h, double wall w/ machine sidewalls and eyelets
Shimano Deore, forged, 32h, double sealed, QR
Shimano M-530 Deore, 32h, QR
DT-Swiss Champion, 2.0mm (14g), stainless, brass nipples
Specialized Borough, 700x42c w/ wire bead, Flak Jacket
Specialized Borough, 700x42c w/ wire bead, Flak Jacket
Specialized 700c, schraeder valve
Specialized Body Geometry Sport, super light foam, hollow Cro-Mo rails
Specialized Pavé, FACT carbon w/ Zertz inserts, 27.2x350mm
Specialized forged alloy
Chain stay protector, chain catcher, derailleur hanger, clear coat, owners manual

MODEL	Globe Sport
FRAME	Specialized A1 Premium Aluminum trekking design, fully manipulated tubing w/ fender and rack braze-ons
FORK	Specialized A1 Premium Aluminum steerer and legs
HEADSET	Fully Integrated , 1 1/8" threadless, alloy cap, 20mm cone spacer w/ 2 each 5mm spacers
STEM	A5-08 new adjustable ahead
HANDLEBARS	Specialized low rise, 25.4mm, 6066 alloy, 6 degree up, 8 degree backsweep, 620mm width
TAPE	Specialized Dual Compound, 130mm
FRONT BRAKE	Shimano BR-421 V-brake, multi condition brake shoes
REAR BRAKE	Shimano BR-421 V-brake, multi condition brake shoes
BRAKE LEVERS	Shimano New Acera, integrated with shift levers
FRONT DERAILLEUR	Shimano C-51, top swing, bottom pull
REAR DERAILLEUR	Shimano Acera
SHIFT LEVERS	Shimano ST-405 Alivio, 8-speed
CASSETTE	Shimano HG50, 9-speed, 11/32t
CHAIN	Shimano HG-40, 8-speed
CRANKSET	Shimano CM-341 Alivio alloy
CHAINRINGS	48Ax36Ax26A w/chainguard
BOTTOM BRACKET	Shimano BB-UN-25, 68mm shell, 113 spindle, sealed bearing cartridge
PEDALS	VP-818 plastic resin
RIMS	Specialized Globe, 700c, 32h, double wall w/ machine sidewalls and eyelets
FRONT HUB	Specialized, forged, 32h, double sealed, QR
REAR HUB	Shimano Paralax, forged, 32h, cassette, double sealed, QR
SPOKES	DT-Swiss Champion, 2.0mm (14g), stainless, brass nipples
FRONT TIRE	Specialized Borough, 700x42c w/ wire bead
REAR TIRE	Specialized Borough, 700x42c w/ wire bead
TUBES	Specialized 700c, schraeder valve
SADDLE	Specialized Body Geometry Sport
SEAT POST	Specialized Future Shock, alloy suspension seatpost, preload adjust, 27.2mm x 350mm
SEAT BINDER	Specialized forged alloy
NOTES	Chain stay protector, chain catcher, derailleur hanger, clear coat, owners manual

SIRRUS

MODEL	Sirrus LTD
FRAME	Specialized FACT 9m carbon, A21 construction, compact design, Zertz Inserts
FORK	Specialized FACT monocoque carbon fork; full carbon legs, crown and steerer w/ Speed Zertz, rack and fender fittings
HEADSET	Specialized Mindset Plus Carbon, 1 1/8" integrated threadless, cartridge sealed bearings, carbon 20mm cone w/ one 10mm and two 5mm carbon spacers
STEM	Specialized Comp-Set, 3D forged alloy, 4-bolt 31.8mm bar clamp, 4-position adjustable
HANDLEBARS	S-Works FACT carbon flat bar, 580mm width, 31.8 clamp
TAPE	Body Geometry, super light foam
FRONT BRAKE	Avid Single-Digit 7, linear pull brakes w/ cartridge pads
REAR BRAKE	Avid Single-Digit 7, linear pull brakes w/ cartridge pads
BRAKE LEVERS	Tektro Eclipse, carbon lever
FRONT DERAILLEUR	Shimano FD-R773 Ultegra for flat H/B's
REAR DERAILLEUR	Shimano Ultegra, short cage
SHIFT LEVERS	Shimano R770, 10-speed STI
CASSETTE	Shimano 105, 10-speed 12-27t
CHAIN	Shimano 105, 10-speed
CRANKSET	FSA SL-K MegaExo, 2-piece carbon crankset
CHAINRINGS	50x39x30T
BOTTOM BRACKET	FSA MegaExo, integrated exterior cartridge bearings, alloy
PEDALS	Crank Brothers Smarty w/ reflector
RIMS	Mavic Open Pro, welded aluminum double wall rim, machined sidewalls w/ eyelets
FRONT HUB	Specialized forged alloy, 28 hole, sealed cartridge bearings, QR
REAR HUB	Specialized forged alloy, 28 hole, sealed cartridge bearings, QR
SPOKES	DT stainless 14g
FRONT TIRE	Specialized All Condition Pro, 700x28c, aramid bead, 120TPI w/ Armadillo
REAR TIRE	Specialized All Condition Pro, 700x28c, aramid bead, 120TPI w/ Armadillo
TUBES	Specialized standard presta tube
SADDLE	Body Geometry Avatar, microfiber cover, gel padding
SEAT POST	Specialized Pavé FACT carbon w/ Zertz insert, 27.2mm
SEAT BINDER	Specialized CNC, alloy
NOTES	Carbon chain stay protector, derailleur hanger, clear coat, owners manual

Globe Sport Women's
Specialized A1 Premium Aluminum trekking design, fully manipulated tubing w/ fender and rack braze-ons
Specialized A1 Premium Aluminum steerer and legs
Fully Integrated , 1 1/8" threadless, alloy cap, 20mm cone spacer w/ 2 each 5mm spacers
A5-08 new adjustable ahead
Specialized low rise, 25.4mm, 6066 alloy, 6 degree up, 8 degree backsweep, 620mm width
Specialized Dual Compound, 130mm
Shimano BR-421 V-brake, multi condition brake shoes
Shimano BR-421 V-brake, multi condition brake shoes
Shimano New Acera, integrated with shift levers
Shimano C-51, top swing, bottom pull
Shimano Acera
Shimano ST-405 Alivio, 8-speed
Shimano HG50, 9-speed, 11/32t
Shimano HG-40, 8-speed
Shimano CM-341 Alivio alloy
48Ax36Ax26A w/chainguard
Shimano BB-UN-25, 68mm shell, 113 spindle, sealed bearing cartridge
VP-818 plastic resin
Specialized Globe, 700c, 32h, double wall w/ machine sidewalls and eyelets
Specialized, forged, 32h, double sealed, QR
Shimano Paralax, forged, 32h, cassette, double sealed, QR
DT-Swiss Champion, 2.0mm (14g), stainless, brass nipples
Specialized Borough, 700x42c w/ wire bead
Specialized Borough, 700x42c w/ wire bead
Specialized 700c, schraeder valve
Specialized Body Geometry Sport Women's
Specialized Future Shock, alloy suspension seatpost, preload adjust, 27.2mm x 350mm
Specialized forged alloy
Chain stay protector, chain catcher, derailleur hanger, clear coat, owners manual

Sirrus Pro

Specialized A1 Premium Aluminum, fully manipulated tubing, compact design, FACT carbon seatstays w/ Zertz inserts
Specialized FACT carbon, bonded carbon legs, 7075 alloy threadless steerer, Zertz inserts, fender mounts
Specialized Mindset, 1 1/8" integrated threadless, sealed bearings, 40mm cone
Specialized Comp-Set, 3D forged alloy, 4-bolt 31.8mm bar clamp, 4-position adjustable
Body Geometry Event Zertz, flat 6 degree bend, butted 6061 alloy, Zertz damper, 31.8 clamp
Body Geometry, super light foam
Avid Single-Digit 7, linear pull brakes w/ cartridge pads
Avid Single-Digit 7, linear pull brakes w/ cartridge pads
Avid FR5 brake levers
Shimano FD-R773 Ultegra for flat H/B's
Shimano 105, 10-speed, long cage
Shimano R770, 10-speed STI
Shimano 105, 10-speed 12-27t
Shimano 105, 10-speed
FSA Gossamer MegaExo, 2-piece crankset
50x39x30T
FSA MegaExo, integrated exterior cartridge bearings, alloy
Crank Brothers Smarty w/ reflector
Jalco GX460, alloy triple wall, machined sidewalls w/ indicator grooves
Specialized forged alloy, 24 hole, double sealed ball bearings, straight pull spokes, QR
Specialized forged alloy, 28 hole, double sealed ball bearings, straight pull spokes, cassette, QR
Stainless 14g, straight-pull
Specialized All Condition Pro, 700x28c, aramid bead, 60TPI w/ Armadillo
Specialized All Condition Pro, 700x28c, aramid bead, 60TPI w/ Armadillo
Specialized standard presta tube
Body Geometry Avatar, microfiber cover, gel padding
Specialized Pavé II, FACT carbon w/ Zertz insert, aluminum head, 27.2mm
Specialized CNC, alloy
Chain stay protector, chain catcher, derailleur hanger, clear coat, owners manual

Sirrus

Specialized A1 Premium Aluminum, fully manipulated tubing, compact design, integrated headset, hourglass speedstays
Specialized Comp, A1 Premium Aluminum legs, Cro-Mo steerer
Specialized Mindset, 1 1/8" integrated threadless, sealed bearings, alloy 40mm cone
Specialized 3D forged 6061 alloy, 31.8mm bar clamp
Specialized Event, A1 Premium Aluminum alloy, 580mm width, 31.8mm
Body Geometry Comfort II, triple density gel
Forged 6061 alloy, 85mm linear pull, multi condition pads
Forged 6061 alloy, 85mm linear pull, multi condition pads
Shimano EF-50, EZ Fire, integrated w/ shift lever
Shimano T301, 31.8 clamp, bottom pull
Shimano Sora, long cage
Shimano EF-50, EZ Fire
Shimano HG50, 8-speed 12-25t
KMC Z72, 8-speed
Sugino XD, five arm, polished arms w/ chainguard
48x38x28t
Sport cartridge, square taper, 68 x 113mm
Composite body, alloy cage w/ toe clips and straps
Alex R500, 700c, alloy double wall, machined sidewalls
Specialized forged alloy, 32 hole, double sealed bearings, QR
Specialized forged alloy, 32 hole, double sealed bearings, QR
Stainless 14g
Specialized All Condition, 700x28c, wire bead, 60TPI w/ Flak Jacket
Specialized All Condition, 700x28c, wire bead, 60TPI w/ Flak Jacket
Specialized standard presta tube
Body Geometry Milano Comfort Max
Alloy suspension, 27.2 w/ preload adjust
Specialized CNC, alloy
Chain stay protector, chain catcher, derailleur hanger, clear coat, owners manual

Globe
Specialized A1 Premium Aluminum trekking design, fully manipulated tubing w/ fender and rack braze-ons
Specialized Sport, Cro-Mo steerer and legs
Fully Integrated , 1 1/8" threadless, alloy cap, 20mm cone spacer w/ 2 each 5mm spacers
Specialized 3D forged alloy, 25 degree rise
Specialized low rise, 25.4mm, 6066 alloy, 6 degree up, 8 degree backsweep, 620mm width
Specialized Dual Compound, 130mm
Specialized linear pull, forged w/modulator
Specialized linear pull, forged w/modulator
Shimano EF-50, integrated with shift levers
Shimano C-51, top swing, bottom pull
Shimano Altus
Shimano EF-50, 8-speed
Shimano HG50, 9-speed, 11/32t
Shimano HG-40, 8-speed
Sugino IMPEL RD Comp
48Ax38Sx28S w/chainguard
Shimano BB-UN-25, 68mm shell, 113 spindle, sealed bearing cartridge
VP-818 plastic resin
Alex DH-19, 700x28c, alloy double wall w/ machine sidewalls
Specialized, forged, 32h, double sealed, QR
Shimano Paralax, forged, 32h, cassette, double sealed, QR
Specialized, 1.8mm (15g), stainless, brass nipples
Specialized Borough, 700x42c w/ wire bead
Specialized Borough, 700x42c w/ wire bead
Specialized 700c, schraeder valve
Specialized Body Geometry Sport
Specialized Future Shock, alloy suspension seatpost, preload adjust, 27.2mm x 350mm
Specialized forged alloy
Chain stay protector, chain catcher, derailleur hanger, clear coat, owners manual

Sirrus Comp

Specialized A1 Premium Aluminum, fully manipulated tubing, compact design, FACT carbon seatstays w/ Zertz inserts
Specialized FACT carbon, bonded carbon legs, alloy threadless steerer, Zertz inserts, fender mounts
Specialized Mindset, 1 1/8" integrated threadless, sealed bearings, alloy 40mm cone
Specialized Comp-Set, 3D forged alloy, 4-bolt 31.8mm bar clamp, 4-position adjustable
Body Geometry Event Zertz, flat 6 degree bend, butted 6061 alloy, Zertz damper, 31.8 clamp
Body Geometry Comfort Superlight Foam
Forged 6061, 85mm linear pull, replaceable cartridge pad
Forged 6061, 85mm linear pull, replaceable cartridge pad
Forged alloy linear pull with c-clip bushing
Shimano FD-R443 Tiagra for flat H/B's
Shimano Tiagra, long cage
Shimano R440, 9-speed STI
SRAM PG-950, 9-speed 12-26t
Shimano HG75, 9-speed
Sugino Comp, five arm, polished arms
50x39x30T
Sport cartridge, square taper, 68 x 113mm
Composite body, alloy cage w/ toe clips and straps
Jalco GX460, alloy triple wall, machined sidewalls w/ indicator grooves
Specialized forged alloy, 24 hole, double sealed ball bearings, straight pull spokes, QR
Specialized forged alloy, 28 hole, double sealed ball bearings, straight pull spokes, cassette, QR
Stainless 14g, straight-pull
Specialized All Condition Pro, 700x28c, aramid bead, 60TPI w/ Armadillo
Specialized All Condition Pro, 700x28c, aramid bead, 60TPI w/ Armadillo
Specialized standard presta tube
Body Geometry Milano Comfort Max
Specialized carbon fiber, 27.2mm
Specialized CNC, alloy
Chain stay protector, chain catcher, derailleur hanger, clear coat, owners manual

Sirrus Women's

Specialized A1 Premium Aluminum, fully manipulated tubing, Designs for Women compact design, integrated headset, hourglass speedstays
Specialized Comp, A1 Premium Aluminum legs, Cro-Mo steerer
Specialized Mindset, 1 1/8" integrated threadless, sealed bearings, alloy 40mm cone
Specialized 3D forged 6061 alloy, 31.8mm bar clamp
Specialized Event, A1 Premium Aluminum alloy, 580mm width, 31.8mm
Women's Body Geometry Comfort II grips, triple density gel
Forged 6061 alloy, 85mm linear pull, multi condition pads
Forged 6061 alloy, 85mm linear pull, multi condition pads
Shimano EF-50, EZ Fire, integrated w/ shift lever
Shimano T301, 31.8 clamp, bottom pull
Shimano Sora, long cage
Shimano EF-50, EZ Fire
Shimano HG50, 8-speed 12-25t
KMC Z72, 8-speed
Sugino XD, five arm, polished arms w/ chainguard
48x38x28t
Sport cartridge, square taper, 68 x 113mm
Composite body, alloy cage w/ toe clips and straps
Alex R500, 700c, alloy double wall, machined sidewalls
Specialized forged alloy, 32 hole, double sealed bearings, QR
Specialized forged alloy, 32 hole, double sealed bearings, QR
Stainless 14g
Specialized All Condition, 700x28c, wire bead, 60TPI w/ Flak Jacket
Specialized All Condition, 700x28c, wire bead, 60TPI w/ Flak Jacket
Specialized standard presta tube
Body Geometry Dolce Women's
Alloy suspension, 27.2 w/ preload adjust
Specialized CNC, alloy
Chain stay protector, chain catcher, derailleur hanger, clear coat, owners manual

CROSSTRAIL

MODEL	Crosstrail LTD
FRAME	Specialized A1 Premium Aluminum, fully manipulated 700c sloping commuter frame, disc only, integrated headset, forged drop outs w/ replaceable der hanger
FORK	RockShox Reba SL, 29er w/ motion control
HEADSET	Fully Integrated , 1 1/8" threadless, alloy cap, 20mm cone spacer w/ 2 each 5mm spacers
STEM	Specialized 3D forged, 31.8mm, four bolt
HANDLEBARS	Specialized OS carbon rise bar, 6 degree up, 8 degree backsweep, 580mm width
TAPE	Specialized Body Geometry, super light foam
FRONT BRAKE	Avid Juicy 5 hydraulic disc, G2 Clean Sweep 160mm rotor
REAR BRAKE	Avid Juicy 5 hydraulic disc, G2 Clean Sweep 160mm rotor
BRAKE LEVERS	Avid FR-5
FRONT DERAILLEUR	Shimano M-581 LX, 31.8mm clamp, top swing, dual pull
REAR DERAILLEUR	SRAM X.0, 9-speed, mid cage
SHIFT LEVERS	SRAM X-9 aluminum trigger
CASSETTE	SRAM PG-950, 9-speed, 11x34t
CHAIN	SRAM PC-971 w/Power Link
CRANKSET	Truvative Stylo, 2pc crank/BB
CHAINRINGS	48Ax36Ax26A w/chainguard
BOTTOM BRACKET	Truvative GXP, sealed outboard cartridge bearing, 68mm shell
PEDALS	Welligo M-20, alloy LSL bearing
RIMS	Specialized Crosstrail Disc, 700c, 32h, double wall w/ machine sidewalls and eyelets
FRONT HUB	Specialized Stout disc, sealed cartridge bearing, high/low flange, 32h
REAR HUB	Shimano M-525 disc, 32h, QR
SPOKES	DT-Swiss competition,1.8/ 2.0mm, stainless, brass nipples
FRONT TIRE	Specialized Borough XC, 19" w/ aramid bead, 120TPI, dual compound
REAR TIRE	Specialized Borough XC, 19" w/ aramid bead, 120TPI, dual compound
TUBES	Specialized 700c, presta valve
SADDLE	Specialized Body Geometry Rival, hollow Cro-Mo rails
SEAT POST	Specialized Pavé, FACT carbon w/ Zertz inserts, 27.2x350mm
SEAT BINDER	Specialized forged alloy
NOTES	Chain stay protector, derailleur hanger, clear coat, owners manual

Crosstrail Pro
Specialized A1 Premium Aluminum, fully manipulated 700c sloping commuter frame, disc only, integrated headset, forged drop outs w/ replaceable der hanger
RockShox Tora, 29er
Fully Integrated , 1 1/8" threadless, alloy cap, 20mm cone spacer w/ 2 each 5mm spacers
Specialized 3D forged, 31.8mm, four bolt
Specialized low rise, 31.8mm OS bar, 6066 butted alloy, 6 degree up, 8 degree backsweep, 620mm width
Specialized Body Geometry, super light foam
Avid Juicy 3 hydraulic disc, G2 Clean Sweep 160mm rotor
Avid Juicy 3 hydraulic disc, G2 Clean Sweep 160mm rotor
Avid FR-3
Shimano M-581 LX, 31.8mm clamp, top swing, dual pull
Shimano M-761 Deore XT, long cage, standard spring
Shimano SL-580 LX, 9-speed
Shimano HG50, 9-speed, 11/32t
Shimano HG73, 9-speed
Shimano CM-540 alloy hollow, Octalink
48Ax36Ax26A w/chainguard
Shimano ES-30 Octalink spline, 68mm shell, 113mm spindle
Welligo M-20, alloy LSL bearing
Specialized Crosstrail Disc, 700c, 32h, double wall w/ machine sidewalls and eyelets
Specialized Stout disc, sealed cartridge bearing, high/low flange, 32h
Shimano M-525 disc, 32h, QR
DT-Swiss competition,1.8/ 2.0mm, stainless, brass nipples
Specialized Borough XC, 19" w/ aramid bead, 120TPI
Specialized Borough XC, 19" w/ aramid bead, 120TPI
Specialized 700c, schraeder valve
Specialized Body Geometry Rival, hollow Cro-Mo rails
Specialized Pavé, FACT carbon w/ Zertz inserts, 27.2x350mm
Specialized forged alloy
Chain stay protector, derailleur hanger, clear coat, owners manual

Crosstrail Expert
Specialized A1 Premium Aluminum, fully manipulated 700c sloping commuter frame, disc only, integrated headset, forged drop outs w/ replaceable der hanger
RST Vouge Comp, magnesium legs, alloy steerer, steel stanchions, coil spring w/ hydraulic lock out
Fully Integrated , 1 1/8" threadless, alloy cap, 20mm cone spacer w/ 2 each 5mm spacers
Specialized 3D forged, 25.4mm, two bolt
Specialized alloy, 25mm rise, 9 degree sweep
Specialized Body Geometry, super light foam
Avid BB-5 mechanical disc, G2 Clean Sweep 160mm rotor
Avid BB-5 mechanical disc, G2 Clean Sweep 160mm rotor
Avid FR-5
Shimano M-530 Deore, 31.8mm clamp, top swing, bottom pull
Shimano M-581 Deore LX, long cage, standard spring
Shimano SL-51t Deore, 9-speed
Shimano HG50, 9-speed, 11/32t
Shimano HG73, 9-speed
Shimano FC-443, polished arms, Octalink
48Ax36Ax26A w/chainguard
Shimano ES-25 Octalink spline, 68mm shell, 113mm spindle
Welligo M-20, alloy LSL bearing
Specialized Crosstrail Disc, 700c, 32h, double wall w/ machine sidewalls and eyelets
Specialized Stout disc, high/low flange, 32h
Shimano M-475 disc, 32h, QR
Specialized, 1.8mm (15g), stainless, brass nipples
Specialized Borough XC, 19" w/ aramid bead, 60TI
Specialized Borough XC, 19" w/ aramid bead, 60TI
Specialized 700c, schraeder valve
Specialized Body Geometry Rival, hollow Cro-Mo rails
2014 butted alloy, 27.2x350mm
Specialized forged alloy
Chain stay protector, derailleur hanger, clear coat, owners manual

CROSSROADS

MODEL	Crossroads Elite
FRAME	A1 Premium Aluminum, Ground Control Geometry 700c comfort frame, formed tubes w/ integrated kick stand mount, forged drop outs and replaceable 98954020 alloy derailleur hanger
FORK	SR NEX-4010, 63mm travel, Hi-Ten stanchions w/ Ti treatment, Hi-Ten steerer, preload adjust
HEADSET	Specialized, 1 1/8" threaded, loose ball
STEM	Specialized 1 1/8 adjustable quill, 85mm extension
HANDLEBARS	Alloy, 80mm rise, 620mm wide, 14 degree sweep
GRIPS	Body Geometry Comfort, triple density gel
FRONT BRAKE	Tektro "V" w/ linear spring
REAR BRAKE	Tektro "V" w/ linear spring
BRAKE LEVERS	Tektro alloy 3 finger lever, Kraton contact area, for rapid fire shifter
FRONT DERAILLEUR	Shimano C-102
REAR DERAILLEUR	Shimano Deore
SHIFT LEVERS	Shimano Alivio M-410 SL Rapid Fire
CASSETTE	Shimano HG-40, 8-speed, 11-32t
CHAIN	Shimano HG-40, 1/2" x 3/32"
CRANKSET	Shimano TX-71, square taper w/ c'ring guard
CHAINRINGS	48S/38S/28S (riveted c'rings)
BOTTOM BRACKET	TH cartridge, square taper, 68 x 122.5mm for 47.5mm chain line
PEDALS	Wellgo platform nylon w/ Kraton top, 9/16"
RIMS	Specialized/Alex, Globe, 700c, double wall w/ CNC side walls
FRONT HUB	Specialized, forged, double-sealed, 32h, QR
REAR HUB	Shimano FH-RM30S, cassette, 32h, QR
SPOKES	2.0mm (14g) stainless
FRONT TIRE	Specialized Infinity, 700x38c, 60TPI, Armadillo casing
REAR TIRE	Specialized Infinity, 700x38c, 60TPI, Armadillo casing
TUBES	Specialized schraeder valve
SADDLE	Specialized Super Comfort Plush w/ springs
SEAT POST	Alloy suspension, 27.2 w/ preload adjust
SEAT BINDER	Specialized alloy w/ QR
NOTES	Chain stay protector, derailleur hanger, clear coat, owners manual

Crossroads Elite Women's
A1 Premium Aluminum Low Entry "U-Frame" design, Ground Control Geometry 700c comfort frame, formed tubes w/ integrated kick stand mount, forged drop outs and replaceable 98954020 alloy derailleur hanger
SR NEX-4010, 63mm travel, Hi-Ten stanchions w/ Ti treatment, Hi-Ten steerer, preload adjust
Specialized, 1 1/8" threaded, loose ball
Specialized 1 1/8 adjustable quill, 85mm extension
Alloy, 80mm rise, 620mm wide, 14 degree sweep
Body Geometry Women's Comfort, triple density gel
Tektro "V" w/ linear spring
Tektro "V" w/ linear spring
Tektro Women's alloy 3 finger lever, Kraton contact area, for rapid fire shifter
Shimano C-102, 31.8
Shimano Deore
Shimano Alivio M-410 SL Rapid Fire
Shimano HG-40, 8-speed, 11-32t
Shimano HG-40, 1/2" x 3/32"
Shimano TX-71, square taper w/ c'ring guard
48S/38S/28S (riveted c'rings)
TH cartridge, square taper, 68 x 122.5mm for 47.5mm chain line
Wellgo platform nylon w/ Kraton top, 9/16"
Specialized/Alex, Globe, 700c, double wall w/ CNC side walls
Specialized, forged, double-sealed, 32h, QR
Shimano FH-RM30S, cassette, 32h, QR
2.0mm (14g) stainless
Specialized Infinity, 700x38c, 60TPI, Armadillo casing
Specialized Infinity, 700x38c, 60TPI, Armadillo casing
Specialized schraeder valve
Specialized Super Comfort Plush w/ springs
Alloy suspension, 27.2 w/ preload adjust
Specialized alloy w/ QR
Chain stay protector, derailleur hanger, clear coat, owners manual

Crossroads Sport
A1 Premium Aluminum, Ground Control Geometry 700c comfort frame, formed tubes w/ integrated kick stand mount, forged drop outs and replaceable 98954020 alloy derailleur hanger
SR NEX-4010, 63mm travel, Hi-Ten stanchions w/ Ti treatment, Hi-Ten steerer, preload adjust
Specialized, 1 1/8" threaded, loose ball
Specialized 1 1/8 adjustable quill, 85mm extension
Hi-Ten, 80mm rise, 620mm wide, 14 degree sweep
Body Geometry Comfort, triple density gel
Tektro "V" w/ linear spring
Tektro "V" w/ linear spring
Tektro alloy 3 finger lever, Kraton contact area, for twist shifter
Shimano C-102
Shimano Acera
Shimano RS-41 Revo Twist
Shimano HG-40, 8-speed, 11-32t
Shimano HG-40, 1/2" x 3/32"
Shimano TX-71, square taper w/ c'ring guard
48S/38S/28S (riveted c'rings)
TH cartridge, square taper, 68 x 122.5mm for 47.5mm chain line
Wellgo platform nylon w/ Kraton top, 9/16"
Alex Z-1000, 700c, alloy
Specialized, forged, double-sealed, 36h, QR
Shimano FH-RM30S, cassette, 36h, QR
2.0mm (14g) stainless
Specialized Infinity, 700x38c, 30TPI, wire bead
Specialized Infinity, 700x38c, 30TPI, wire bead
Specialized schraeder valve
Specialized Super Comfort Plush w/ springs
Alloy suspension, 27.2 w/ preload adjust
Specialized alloy w/ QR
Chain stay protector, derailleur hanger, clear coat, owners manual

EXPEDITION

MODEL	Crossroads Sport Women's
FRAME	A1 Premium Aluminum Low Entry "U-Frame" design, Ground Control Geometry 700c comfort frame, formed tubes w/ integrated kick stand mount, forged drop outs and replaceable 98954020 alloy derailleur hanger
FORK	SR NEX-4010, 63mm travel, Hi-Ten stanchions w/ Ti treatment, Hi-Ten steerer, preload adjust
HEADSET	Specialized, 1 1/8" threaded, loose ball
STEM	Specialized 1 1/8 adjustable quill, 85mm extension
HANDLEBARS	Hi-Ten, 80mm rise, 620mm wide, 14 degree sweep
GRIPS	Body Geometry Women's Comfort, triple density gel
FRONT BRAKE	Tektro "V" w/ linear spring
REAR BRAKE	Tektro "V" w/ linear spring
BRAKE LEVERS	Tektro Women's alloy 3 finger lever, Kraton contact area, for twist shifter
FRONT DERAILLEUR	Shimano C-102
REAR DERAILLEUR	Shimano Acera
SHIFT LEVERS	Shimano RS-41 Revo Twist
CASSETTE	Shimano HG-40, 8-speed, 11-32t
CHAIN	Shimano HG-40, 1/2" x 3/32"
CRANKSET	Shimano TX-71, square taper w/ c'ring guard
CHAINRINGS	48S/38S/28S (riveted c'rings)
BOTTOM BRACKET	TH cartridge, square taper, 68 x 122.5mm for 47.5mm chain line
PEDALS	Wellgo platform nylon w/ Kraton top, 9/16"
RIMS	Alex Z-1000, 700c, alloy
FRONT HUB	Specialized, forged, double-sealed, 36h, QR
REAR HUB	Shimano FH-RM30S, cassette, 36h, QR
SPOKES	2.0mm (14g) stainless
FRONT TIRE	Specialized Infinity, 700x38c, 30TPI, wire bead
REAR TIRE	Specialized Infinity, 700x38c, 30TPI, wire bead
TUBES	Specialized schraeder valve
SADDLE	Specialized Super Comfort Plush w/ springs
SEAT POST	Alloy suspension, 27.2 w/ preload adjust
SEAT BINDER	Specialized alloy w/ QR
NOTES	Chain stay protector, derailleur hanger, clear coat, owners manual

Expedition Elite
A1 Premium Aluminum, Ground Control Geometry comfort frame, formed tubes w/ integrated kick stand mount, forged drop outs and replaceable 98954020 alloy derailleur hanger
SR NEX-4000, 63mm travel, 1 1/8" Hi-Ten stanchions w/ Ti treatment, Hi-Ten steerer, preload adjust
Specialized, 1 1/8" threaded, loose ball
Specialized 1 1/8 adjustable quill, 85mm extension
Alloy, 80mm rise, 620mm wide, 14 degree sweep
Body Geometry Women's Comfort, triple density gel
Tektro "V" w/ linear spring
Tektro "V" w/ linear spring
Tektro alloy 4 finger lever, Kraton contact area, for rapid fire shifters
Shimano C-050, 31.8 clamp
Shimano Deore
Shimano Alivio M-410 SL Rapid Fire
Shimano HG-40, 8-speed, 11-32t
Shimano HG-40, 1/2" x 3/32"
Shimano TX-70, square taper w/ c'ring guard
42S/34S/24S (riveted c'rings)
TH cartridge, square taper, 68 x 122.5mm for 47.5mm chain line
Wellgo platform nylon w/ Kraton top, 9/16"
Specialized/Alex HRXC, double wall, w/ CNC sidewalls
Specialized, forged, double-sealed, 32h, QR
Shimano FH-RM30S, cassette, 32h, QR
2.0mm (14g) stainless
Specialized Crossroads, 26x1.95", 60TPI, wire bead, Armadillo casing
Specialized Crossroads, 26x1.95", 60TPI, wire bead, Armadillo casing
Specialized schraeder valve
Specialized Super Comfort Plush w/ springs
Alloy suspension, 30.9 w/ preload adjust
Specialized forged alloy w/ QR
Chain stay protector, derailleur hanger, clear coat, owners manual

Expedition Elite Women's
A1 Premium Aluminum Low Entry "U-Frame" design, Ground Control Geometry comfort frame, formed tubes w/ integrated kick stand mount, forged drop outs and replaceable 98954020 alloy derailleur hanger
SR NEX-4000, 63mm travel, 1 1/8" Hi-Ten stanchions w/ Ti treatment, Hi-Ten steerer, preload adjust
Specialized, 1 1/8" threaded, loose ball
Specialized 1 1/8 adjustable quill, 85mm extension
Alloy, 80mm rise, 620mm wide, 14 degree sweep
Body Geometry Women's Comfort, triple density gel
Tektro "V" w/ linear spring
Tektro "V" w/ linear spring
Tektro alloy 4 finger lever, Kraton contact area, for rapid fire shifters
Shimano C-050, 31.8 clamp
Shimano Deore
Shimano Alivio M-410 SL Rapid Fire
Shimano HG-40, 8-speed, 11-32t
Shimano HG-40, 1/2" x 3/32"
Shimano TX-70, square taper w/ c'ring guard
42S/34S/24S (riveted c'rings)
TH cartridge, square taper, 68 x 122.5mm for 47.5mm chain line
Wellgo platform nylon w/ Kraton top, 9/16"
Specialized/Alex HRXC, double wall, w/ CNC sidewalls
Specialized, forged, double-sealed, 32h, QR
Shimano FH-RM30S, cassette, 32h, QR
2.0mm (14g) stainless
Specialized Crossroads, 26x1.95", 60TPI, wire bead, Armadillo casing
Specialized Crossroads, 26x1.95", 60TPI, wire bead, Armadillo casing
Specialized schraeder valve
Specialized Super Comfort Plush w/ springs
Alloy suspension, 30.9 w/ preload adjust
Specialized forged alloy w/ QR
Chain stay protector, derailleur hanger, clear coat, owners manual

MODEL	Expedition Sport
FRAME	A1 Premium Aluminum, Ground Control Geometry comfort frame, formed tubes w/ integrated kick stand mount, forged drop outs and replaceable 98954020 alloy derailleur hanger
FORK	SR NEX-4000, 63mm travel, 1 1/8" Hi-Ten stanchions w/ Ti treatment, Hi-Ten steerer, preload adjust
HEADSET	Specialized, 1 1/8" threaded, loose ball
STEM	Specialized 1 1/8 adjustable quill, 85mm extension
HANDLEBARS	Hi-Ten, 80mm rise, 620mm wide, 14 degree sweep
GRIPS	Body Geometry Comfort, triple density gel
FRONT BRAKE	Tektro "V" w/ linear spring
REAR BRAKE	Tektro "V" w/ linear spring
BRAKE LEVERS	Tektro alloy 4 finger lever, Kraton contact area, for twist shifter
FRONT DERAILLEUR	Shimano C-050, 31.8 clamp
REAR DERAILLEUR	Shimano Acera
SHIFT LEVERS	Shimano RS-41 Revo Twist
CASSETTE	Shimano HG-40, 8-speed, 11-32t
CHAIN	Shimano HG-40, 1/2" x 3/32"
CRANKSET	Shimano TX-70, square taper w/ c'ring guard
CHAINRINGS	42S/34S/24S (riveted c'rings)
BOTTOM BRACKET	TH cartridge, square taper, 68 x 122.5mm for 47.5mm chain line
PEDALS	Wellgo platform nylon w/ Kraton top, 9/16"
RIMS	Alex Z-1000, 26", alloy
FRONT HUB	Specialized, forged, double-sealed, 36h, QR
REAR HUB	Shimano FH-RM30S, cassette, 36h, QR
SPOKES	2.0mm (14g) stainless
FRONT TIRE	Specialized Crossroads, 26x1.95", 30TPi, wire bead
REAR TIRE	Specialized Crossroads, 26x1.95", 30TPi, wire bead
TUBES	Specialized schraeder valve
SADDLE	Specialized Super Comfort Plush w/ springs
SEAT POST	Alloy suspension, 30.9 w/ preload adjust
SEAT BINDER	Specialized forged alloy w/ QR
NOTES	Chain stay protector, derailleur hanger, clear coat, owners manual

RUBY

MODEL	Ruby Pro
FRAME	Specialized FACT 7r carbon, triple monocoque construction, Designs for Women compact design, Zertz inserts
FORK	Specialized FACT monocoque carbon fork; full carbon legs, crown and steerer w/ Zertz inserts
HEADSET	Specialized Mindset Plus Carbon, 1 1/8" integrated threadless, cartridge sealed bearings, carbon 20mm cone w/ one 10mm and two 5mm carbon spacers
STEM	Specialized Pro-Set lightweight stem, 3D forged alloy, 4-bolt 31.8mm bar clamp, 4-position adjustable
HANDLEBARS	Specialized Ruby SL, FACT carbon Women's handlebar, short-reach drops, ergonomic shaping, 31.8mm
TAPE	Body Geometry Bar Phat, cork ribbon w/ 2.5mm gel padding
FRONT BRAKE	Shimano Ultegra
REAR BRAKE	Shimano Ultegra
BRAKE LEVERS	Shimano Dura-Ace, 10-speed STI, flight deck compatible
FRONT DERAILLEUR	Shimano Ultegra, 31.8mm clamp, bottom pull
REAR DERAILLEUR	Shimano Dura-Ace, short cage
SHIFT LEVERS	Shimano Dura-Ace, 10-speed STI, flight deck compatible
CASSETTE	Shimano Dura-Ace, 12-27t
CHAIN	Shimano Dura-Ace, 10-speed
CRANKSET	FSA K-Force MegaExo, 2-piece carbon crankset
CHAINRINGS	50x34T
BOTTOM BRACKET	FSA MegaExo, integrated exterior cartridge bearings, alloy
PEDALS	Composite body test ride pedals
RIMS	Roval Classique Fusee, mid-section alloy rim, sleeve joint, machined braking surfaces
FRONT HUB	Roval Classique Fusee, 20 hole, forged alloy body, sealed cartridge bearings, Roval QR
REAR HUB	Roval Classique Fusee, 24 hole, forged alloy body, sealed cartridge bearings, alloy cassette body, Roval QR
SPOKES	DT stainless 14/15g butted aero, hidden nipples
FRONT TIRE	Specialized Roubaix Pro, 700x23/25c, aramid bead, 120TPi
REAR TIRE	Specialized Roubaix Pro, 700x23/25c, aramid bead, 120TPi
TUBES	Specialized standard presta tube
SADDLE	Body Geometry Jett Women's, carbon reinforced base, hollow Ti rails, microfiber cover
SEAT POST	Specialized Pavé FACT carbon w/ Zertz insert, 27.2mm
SEAT BINDER	Specialized CNC, alloy
NOTES	Carbon chain stay protector, derailleur hanger, clear coat, owners manual

MODEL	Ruby Comp Compact
FRAME	Specialized FACT 7r carbon, triple monocoque construction, Designs for Women compact design, Zertz inserts
FORK	Specialized FACT monocoque carbon fork; full carbon legs, crown and steerer w/ Zertz inserts
HEADSET	Specialized Mindset Plus, 1 1/8" integrated threadless, cartridge sealed bearings, alloy 20mm cone w/ one 10mm and two 5mm alloy spacers
STEM	Specialized Pro-Set lightweight stem, 3D forged alloy, 4-bolt 31.8mm bar clamp, 4-position adjustable
HANDLEBARS	Specialized Zertz Women's Pro, 2014 alloy, short-reach drop, ergonomic shaping, 31.8mm
TAPE	Body Geometry Bar Phat, cork ribbon w/ 2.5mm gel padding
FRONT BRAKE	Shimano 105
REAR BRAKE	Shimano 105
BRAKE LEVERS	Shimano 105, 10-speed STI, flight deck compatible
FRONT DERAILLEUR	Shimano 105, 10-speed, 31.8mm clamp, bottom pull
REAR DERAILLEUR	Shimano 105, 10-speed, short cage
SHIFT LEVERS	Shimano 105, 10-speed STI, flight deck compatible
CASSETTE	Shimano 105, 10-speed 12-27t
CHAIN	Shimano 105, 10-speed
CRANKSET	FSA Gossamer MegaExo, 2-piece crankset
CHAINRINGS	50x34T
BOTTOM BRACKET	FSA MegaExo, integrated exterior cartridge bearings, alloy
PEDALS	Composite body test ride pedals
RIMS	Mavic Open Sport, double wall rim, machined sidewalls w/ eyelets
FRONT HUB	Specialized forged alloy, 24 hole, double sealed ball bearings, straight pull spokes, QR
REAR HUB	Specialized forged alloy, 28 hole, double sealed ball bearings, straight pull spokes, cassette, QR
SPOKES	Stainless 14g, straight-pull
FRONT TIRE	Specialized Roubaix Pro, 700x23/25c, aramid bead, 120TPi
REAR TIRE	Specialized Roubaix Pro, 700x23/25c, aramid bead, 120TPi
TUBES	Specialized standard presta tube
SADDLE	Body Geometry Jett Women's, carbon reinforced base, hollow Cro-Mo rails, microfiber cover
SEAT POST	Specialized Pavé FACT carbon w/ Zertz insert, 27.2mm
SEAT BINDER	Specialized CNC, alloy
NOTES	Carbon chain stay protector, derailleur hanger, clear coat, owners manual

Expedition Sport Women's
A1 Premium Aluminum Low Entry "U-Frame" design, Ground Control Geometry comfort frame, formed tubes w/ integrated kick stand mount, forged drop outs and replaceable 98954020 alloy derailleur hanger
SR NEX-4000, 63mm travel, 1 1/8" Hi-Ten stanchions w/ Ti treatment, Hi-Ten steerer, preload adjust
Specialized, 1 1/8" threaded, loose ball
Specialized 1 1/8 adjustable quill, 85mm extension
Hi-Ten, 80mm rise, 620mm wide, 14 degree sweep
Body Geometry Women's Comfort, triple density gel
Tektro "V" w/ linear spring
Tektro "V" w/ linear spring
Tektro alloy 4 finger lever, Kraton contact area, for twist shifter
Shimano C-050, 31.8 clamp
Shimano Acera
Shimano RS-41 Revo Twist
Shimano HG-40, 8-speed, 11-32t
Shimano HG-40, 1/2" x 3/32"
Shimano TX-70, square taper w/ c'ring guard
42S/34S/24S (riveted c'rings)
TH cartridge, square taper, 68 x 122.5mm for 47.5mm chain line
Wellgo platform nylon w/ Kraton top, 9/16"
Alex Z-1000, 26", alloy
Specialized, forged, double-sealed, 36h, QR
Shimano FH-RM30S, cassette, 36h, QR
2.0mm (14g) stainless
Specialized Crossroads, 26x1.95", 30TPi, wire bead
Specialized Crossroads, 26x1.95", 30TPi, wire bead
Specialized schraeder valve
Specialized Super Comfort Plush w/ springs
Alloy suspension, 30.9 w/ preload adjust
Specialized forged alloy w/ QR
Chain stay protector, derailleur hanger, clear coat, owners manual

Ruby Expert Compact

Specialized FACT 7r carbon, triple monocoque construction, Designs for Women compact design, Zertz inserts
Specialized FACT monocoque carbon fork; full carbon legs, crown and steerer w/ Zertz inserts
Specialized Mindset Plus Carbon, 1 1/8" integrated threadless, cartridge sealed bearings, carbon 20mm cone w/ one 10mm and two 5mm carbon spacers
Specialized Pro-Set lightweight stem, 3D forged alloy, 4-bolt 31.8mm bar clamp, 4-position adjustable
Specialized Zertz Women's Pro, 2014 alloy, short-reach drop, ergonomic shaping, 31.8mm
Body Geometry Bar Phat, cork ribbon w/ 2.5mm gel padding
Shimano Ultegra
Shimano Ultegra
Shimano Ultegra, 10-speed STI, flight deck compatible
Shimano Ultegra, 31.8mm clamp, bottom pull
Shimano Ultegra, short cage
Shimano Ultegra, 10-speed STI, flight deck compatible
Shimano Ultegra, 12-27t
Shimano Ultegra, 10-speed
FSA SL-K MegaExo, 2-piece carbon crankset
50x34T
FSA MegaExo, integrated exterior cartridge bearings, alloy
Composite body test ride pedals
Shimano R6600
Shimano R6600, 20 hole
Shimano R6600, 24 hole
Stainless 14g aero
Specialized Roubaix Pro, 700x23/25c, aramid bead, 120TPi
Specialized Roubaix Pro, 700x23/25c, aramid bead, 120TPi
Specialized standard presta tube
Body Geometry Jett Women's, carbon reinforced base, hollow Cro-Mo rails, microfiber cover
Specialized Pavé FACT carbon w/ Zertz insert, 27.2mm
Specialized CNC, alloy
Carbon chain stay protector, derailleur hanger, clear coat, owners manual

Ruby Comp Triple

Specialized FACT 7r carbon, triple monocoque construction, Designs for Women compact design, Zertz inserts
Specialized FACT monocoque carbon fork; full carbon legs, crown and steerer w/ Zertz inserts
Specialized Mindset Plus, 1 1/8" integrated threadless, cartridge sealed bearings, alloy 20mm cone w/ one 10mm and two 5mm alloy spacers
Specialized Pro-Set lightweight stem, 3D forged alloy, 4-bolt 31.8mm bar clamp, 4-position adjustable
Specialized Zertz Women's Pro, 2014 alloy, short-reach drop, ergonomic shaping, 31.8mm
Body Geometry Bar Phat, cork ribbon w/ 2.5mm gel padding
Shimano 105
Shimano 105
Shimano 105, 10-speed STI, flight deck compatible
Shimano 105, 10-speed, 31.8mm clamp, bottom pull
Shimano 105, 10-speed, long cage
Shimano 105, 10-speed STI, flight deck compatible
Shimano 105, 10-speed 12-27t
Shimano 105, 10-speed
Shimano 105, Hollowtech II 2-piece crankset
50x39x30T
Shimano 105, Hollowtech II
Composite body test ride pedals
Mavic Open Sport, double wall rim, machined sidewalls w/ eyelets
Specialized forged alloy, 24 hole, double sealed ball bearings, straight pull spokes, QR
Specialized forged alloy, 28 hole, double sealed ball bearings, straight pull spokes, cassette, QR
Stainless 14g, straight-pull
Specialized Roubaix Pro, 700x23/25c, aramid bead, 120TPi
Specialized Roubaix Pro, 700x23/25c, aramid bead, 120TPi
Specialized standard presta tube
Body Geometry Jett Women's, carbon reinforced base, hollow Cro-Mo rails, microfiber cover
Specialized Pavé FACT carbon w/ Zertz insert, 27.2mm
Specialized CNC, alloy
Carbon chain stay protector, derailleur hanger, clear coat, owners manual

FAT BOY

Fat Boy
A1 Premium Aluminum, integrated headset, transform top tube with internal brake cable routing, ISCG BB shell, forged dropouts w/ disc mount, 24 x 6" wheel-specific, integrated centerstand mount
FatBoy A1 Premium Aluminum double clamp, forged drop outs and disc mount
1 1/8" threadless integrated
Fat Boy A1 premium Aluminum, 31.8mm clamp, integrated into upper fork clamp
FatBoy Cruiser, A1 premium Aluminum, 1pc, 31.8mm clamp area, 700mm wide
Specialized Fatboy, Kraton
Avid BBS, mechanical disc, 8" G2 Clean Sweep rotor
Avid BBS, mechanical disc, 8" G2 Clean Sweep rotor
Tektro alloy 4 finger w/ ball end
N/A
N/A
N/A
Shimano MX-30, single speed, 18t
KMC KOOL, K-710 SL 1/2" x 1/8"
Specialized Tubular Cro-Mo, 3pc
FatBoy CNC'd 6061-T6, 42t star design, ISCG mounted chain tensioner, cartridge bearing w/ CNC'd jockey wheel
Threaded cup, 4x cartridge bearing w/ 10 spline 19mm Cro-Mo spindle
Specialized alloy platform, 9/16"
FatBoy A1 24 x 6" rear, 24 x 3" front
Specialized Fatboy A1 Moto, Forged and CNC w/ sealed cartridge bearings and 10mm Cro-Mo axle
Specialized Fatboy A1 Moto, Forged and CNC w/ sealed cartridge bearings and 10mm Cro-Mo axle
2.8mm (9g) stainless Fatboy Moto Spoke
Specialized FatBoy, 24x3.5"
Specialized FatBoy, 24x6.0"
Specialized schraeder valve
FatBoy Cruiser
Fatboy Cro-Mo 30.9, integrated w/ saddle
Specialized alloy w/ QR
Reflectors, clear coat, owners manual

Ruby Expert Triple

Specialized FACT 7r carbon, triple monocoque construction, Designs for Women compact design, Zertz inserts
Specialized FACT monocoque carbon fork; full carbon legs, crown and steerer w/ Zertz inserts
Specialized Mindset Plus Carbon, 1 1/8" integrated threadless, cartridge sealed bearings, carbon 20mm cone w/ one 10mm and two 5mm carbon spacers
Specialized Pro-Set lightweight stem, 3D forged alloy, 4-bolt 31.8mm bar clamp, 4-position adjustable
Specialized Zertz Women's Pro, 2014 alloy, short-reach drop, ergonomic shaping, 31.8mm
Body Geometry Bar Phat, cork ribbon w/ 2.5mm gel padding
Shimano Ultegra
Shimano Ultegra
Shimano Ultegra, 10-speed STI, flight deck compatible
Shimano Ultegra, 31.8mm clamp, bottom pull
Shimano Ultegra, long cage
Shimano Ultegra, 10-speed STI, flight deck compatible
Shimano Ultegra, 12-27t
Shimano Ultegra, 10-speed
FSA SL-K MegaExo, 2-piece carbon crankset
50x39x30T
FSA MegaExo, integrated exterior cartridge bearings, alloy
Composite body test ride pedals
Shimano R6600
Shimano R6600, 20 hole
Shimano R6600, 24 hole
Stainless 14g aero
Specialized Roubaix Pro, 700x23/25c, aramid bead, 120TPi
Specialized Roubaix Pro, 700x23/25c, aramid bead, 120TPi
Specialized standard presta tube
Body Geometry Jett Women's, carbon reinforced base, hollow Cro-Mo rails, microfiber cover
Specialized Pavé FACT carbon w/ Zertz insert, 27.2mm
Specialized CNC, alloy
Carbon chain stay protector, derailleur hanger, clear coat, owners manual

DOLCE

Dolce Comp
Specialized E5, fully manipulated Columbus E5 SLX tubing, Designs for Women compact design, FACT carbon seatstays w/ Zertz inserts
Specialized FACT carbon steerer and fork legs w/ Zertz inserts
Specialized Mindset Plus, 1 1/8" integrated threadless, cartridge sealed bearings, alloy 20mm cone w/ one 10mm and two 5mm alloy spacers
Specialized Comp-Set, 3D forged alloy, 4-bolt 31.8mm bar clamp, 4-position adjustable
Specialized Zertz Women's Comp, 6061 alloy, short-reach drop, ergonomic top shaping, 31.8mm
Body Geometry Bar Phat, cork ribbon w/ 2.5mm gel padding
Ultralight dual pivot brakes, Teflon pivots, forged 7050 alloy w/ cartridge pads
Ultralight dual pivot brakes, Teflon pivots, forged 7050 alloy w/ cartridge pads
Shimano 105, 10-speed STI, flight deck compatible
Shimano 105, 10-speed, 31.8mm clamp, bottom pull
Shimano 105, 10-speed, long cage
Shimano 105, 10-speed STI, flight deck compatible
Shimano 105, 10-speed 12-27t
Shimano 105, 10-speed
Shimano 105, Hollowtech II 2-piece crankset
50x39x30T
Shimano 105, Hollowtech II
Composite body test ride pedals
Mavic Open Sport, double wall rim, machined sidewalls w/ eyelets
Specialized forged alloy, 24 hole, double sealed ball bearings, straight pull spokes, QR
Specialized forged alloy, 28 hole, double sealed ball bearings, straight pull spokes, cassette, QR
Stainless 14g, straight-pull
Specialized Roubaix Pro, 700x23/25c, aramid bead, 120TPi
Specialized Roubaix Pro, 700x23/25c, aramid bead, 120TPi
Specialized standard presta tube
Body Geometry Dolce Women's, leather, Cro-Mo rails
Specialized Pavé II, FACT carbon w/ Zertz insert, aluminum head, 27.2mm
Specialized CNC, alloy
Chain stay protector, chain catcher, derailleur hanger, clear coat, owners manual

DOLCE	
MODEL	Dolce Elite
FRAME	Specialized E5, fully manipulated Columbus E5 SLX tubing, Designs for Women compact design, FACT carbon seatstays w/ Zertz inserts
FORK	Specialized FACT carbon steerer and fork legs w/ Zertz inserts
HEADSET	Specialized Mindset Plus, 1 1/8" integrated threadless, cartridge sealed bearings, alloy 20mm cone w/ one 10mm and two 5mm alloy spacers
STEM	Specialized Comp-Set, 3D forged alloy, 4-bolt 31.8mm bar clamp, 4-position adjustable
HANDLEBARS	Specialized Zertz Women's Comp, 6061 alloy, short-reach drop, ergonomic top shaping, 31.8mm
GRIPS	Body Geometry Bar Phat, cork ribbon w/ 2.5mm gel padding
FRONT BRAKE	Dual pivot, forged alloy w/ cartridge multi-condition pads
REAR BRAKE	Dual pivot, forged alloy w/ cartridge multi-condition pads
BRAKE LEVERS	Shimano Tiagra, 9-speed STI, flight deck compatible
FRONT DERAILLEUR	Shimano Tiagra, 31.8mm clamp, bottom pull
REAR DERAILLEUR	Shimano 105, 10-speed, long cage
SHIFT LEVERS	Shimano Tiagra, 9-speed STI, flight deck compatible
CASSETTE	SRAM PG-950, 9-speed 12-26t
CHAIN	Shimano HG73, 9-speed
CRANKSET	Sugino Direct Drive, 2-piece crankset
CHAINRINGS	50x39x30T
BOTTOM BRACKET	Sugino integrated, exterior cartridge bearings, alloy
PEDALS	Composite body steel ride pedals
RIMS	Jalco GX460, alloy triple wall, machined sidewalls w/ indicator grooves
FRONT HUB	Specialized forged alloy, 24 hole, double sealed ball bearings, straight pull spokes, QR
REAR HUB	Specialized forged alloy, 28 hole, double sealed ball bearings, straight pull spokes, cassette, QR
SPOKES	Stainless 14g, straight-pull
FRONT TIRE	Specialized Roubaix Comp, 700x23/25c, aramid bead, 60TPI
REAR TIRE	Specialized Roubaix Comp, 700x23/25c, aramid bead, 60TPI
TUBES	Specialized standard presta tube
SADDLE	Body Geometry Dolce Women's
SEAT POST	Specialized Pavé II, FACT carbon w/ Zertz insert, aluminum head, 27.2mm
SEAT BINDER	Specialized CNC, alloy
NOTES	Chain stay protector, chain catcher, derailleur hanger, clear coat, owners manual

FUSE	
MODEL	Fuse 4
FRAME	100% Cro-Mo 21" TT frame, double butted DT/DT, MID BB, tig welded, externally relieved integrated head tube, forged 3D drop outs with integrated chain tensioners
FORK	Butted Cro-Mo, 1 1/8" threadless, heat treated Cro-Mo 1pc CNC steerer, butted 1.8-1.2mm Cro-Mo 1 1/4" blades, 6mm dropouts for 14mm axle w/ lateral gussets
HEADSET	FSA Impact, integrated 1 1/8" threadless
STEM	Fuse SL, forged alloy, 2pc moto-style clamp, top load, 50mm extension, 1 1/8" A-Head
HANDLEBARS	Cro-Mo 2pc, 620mm width, 195mm rise, 11 degree back, 6 degree upsweep
GRIPS	Fuse Micro Flange w/ CNC bar ends
FRONT BRAKE	N/A
REAR BRAKE	Tektro FX-950, cartridge bearing pivots, CNC cut 15mm offset arms, Koolstop multi compound cartridge pads
BRAKE LEVERS	Tektro XL-950, cartridge bearing pivot, forged lever w/ 2pc clamp, 15mm cable pull
FREEWHEEL	Odyssey 1/2"x1/8"x10t CNC'd, 2x cartridge bearing cog driver (integrated w/ hub)
CHAIN	KMC KOOL, K-710 SL, 1/2" x 1/8"
CRANKSET	Fuse SL 2pc, heat treated tubular Sanko Cro-Mo arms w/ hollow 19mm heat treated Cro-Mo spindle
CHAINRINGS	Fuse SL, CNC'd 28t w/ patented Wave Interface for Kool chain
BOTTOM BRACKET	Fuse SL MID, cartridge bearing, alloy cone spacers for 2pc crank w/ 19mm spindle
PEDALS	Specialized Lo-Pro Mag II, heat treated 9/16" Cro-Mo spindle, sealed cartridge bearings and magnesium body
RIMS	SUN Street Lite, DW w/ eyelets (Chrome plated rear only)
FRONT HUB	Specialized Fuse SL, 36h, sealed cartridge bearing, hollow 14mm axle
REAR HUB	Specialized Fuse SL cassette, 36h, sealed 4x cartridge bearing, 10t cassette w/ hollow 14mm axle
SPOKES	2.0mm (14g) stainless
FRONT TIRE	Specialized Rhythm Pro, 20x2.1", DC, 60TPI, aramid bead
REAR TIRE	Specialized Compound Pro, 20x2.0", DC, 60TPI, aramid bead
TUBES	Specialized Schraeder valve
SADDLE	Specialized Fuse SL w/ hollow 9mm Cro-Mo rails, Kevlar nose/tail and non slip sides
SEAT POST	Specialized Fuse SL, dual bolt, 30.9mm
SEAT BINDER	CNC'd alloy, single bolt
NOTES	Owners manual, chainguard, reflectors, 2x heat treated steel axle pegs w/ anti-spin hardware

MODEL	Fuse 1
FRAME	Hi-Ten 20.5" TT frame, formed DT/TT, tig welded, externally relieved head tube, Euro BB, 6mm dropouts for 14mm axle
REAR SHOCK	N/A
FORK	Hi-Ten, 1 1/8" threadless w/ reinforced steerer, 1.6mm 1 1/4" blades, 6mm dropouts for 14mm axle
HEADSET	1 1/8" threadless
STEM	Fuse forged alloy 1 1/8" A-Head, 50mm
HANDLEBARS	Hi-Ten 2pc, 620mm width, 195mm rise, 11 degree back, 6 degree upsweep
GRIPS	Fuse File Kraton w/ flange
FRONT BRAKE	N/A
REAR BRAKE	Tektro FX330, linear spring, 15mm offset arms w/ grey soft compound pads
BRAKE LEVERS	Tektro SBL-89, Tektro logo, two finger, 16mm cable pull
FRONT DERAILLEUR	N/A
REAR DERAILLEUR	N/A
SHIFT LEVERS	N/A
CASSETTE/ FREEWHEEL	Odyssey 1/2"x1/8"x13t for M30 thread
CHAIN	KMC Z-510, 1/2" x 1/8"
CRANKSET	Fuse Tubular Cro-Mo, 3pc, 175mm
CHAINRINGS	Fuse, forged alloy spoke design, 36t
BOTTOM BRACKET	Euro steel cups, loose ball w/ 19mm heat treated Cro-Mo 8 spline spindle
PEDALS	Specialized 9/16" alloy platform
RIMS	SUN ZX-25, single wall (ground side wall rear only)
FRONT HUB	Specialized Fuse, 36h, solid 14mm axle, sealed mech.
REAR HUB	Specialized Fuse, alloy Flip-side M-30, 36h w/ 14mm axle, sealed mech.
SPOKES	2.0mm (14g) stainless
FRONT TIRE	Specialized Rhythm Sport, 20x2.1", 30TPI, wire bead
REAR TIRE	Specialized Compound Sport, 20x2.0", 30TPI, wire bead
TUBES	Specialized Schraeder valve
SADDLE	Specialized Fuse 7 Jumping
SEAT POST	Alloy micro adjust, 30.9mm
SEAT BINDER	CNC'd alloy, single bolt
NOTES	Owners manual, chainguard, reflectors, 2x steel axle pegs w/ anti-spin hardware

Dolce
Specialized A1 Premium Aluminum, fully manipulated tubing, Designs for Women compact design, hourglass seatstays
Specialized carbon fork, carbon fiber legs, aluminum steerer
Specialized Mindset, 1 1/8" integrated threadless, sealed bearings, alloy 20mm cone w/ one 10mm and two 5mm alloy spacers
Specialized Comp-Set, 3D forged alloy, 4-bolt 31.8mm bar clamp, 4-position adjustable
Specialized Zertz Women's Comp, 6061 alloy, short-reach drop, ergonomic top shaping, 31.8mm
Body Geometry Bar Phat, cork ribbon w/ 2.5mm gel padding
Dual pivot, forged alloy w/ cartridge multi-condition pads
Dual pivot, forged alloy w/ cartridge multi-condition pads
Shimano Sora, 8-speed STI, flight deck compatible w/ brake lever extensions
Shimano Sora, 31.8mm clamp, bottom pull
Shimano Tiagra, long cage
Shimano Sora, 8-speed STI, flight deck compatible w/ brake lever extensions
SRAM PG-850, 8-speed 12-26t
Shimano HG50, 8-speed
Sugino Comp, five arm, polished arms
50x42x30T
Sport cartridge, square taper, 68 x 113mm
Composite body, alloy cage w/ short toe clips and straps
Jalco GX460, alloy triple wall, machined sidewalls w/ indicator grooves
Specialized forged alloy, 28 hole, double sealed bearings, QR
Specialized forged alloy, 32 hole, double sealed bearings, QR
Stainless 14g
Specialized Roubaix, 700x23/25c, wire bead, 60TPI
Specialized Roubaix, 700x23/25c, wire bead, 60TPI
Specialized standard presta tube
Body Geometry Dolce Women's
Specialized carbon fiber, 27.2mm
Specialized CNC, alloy
Chain stay protector, chain catcher, derailleur hanger, clear coat, owners manual

Fuse 3
100% Cro-Mo 20.75" TT frame, formed DT/TT, tig welded, externally relieved integrated head tube, Euro BB, 6mm dropouts for 14mm axle
Cro-Mo, 1 1/8" threadless w/ reinforced steerer, 1.4mm 1 1/4" blades, 6mm dropouts for 14mm axle
FSA Impact, integrated 1 1/8" threadless
Fuse forged alloy 1 1/8" A-Head, 50mm
Cro-Mo 2pc, 620mm width, 195mm rise, 11 degree back, 6 degree upsweep
Fuse File Kraton w/ flange
N/A
Tektro FK15, cold forged, linear spring, 15mm offset arms w/ double bushing pivots, grey soft compound cartridge pads
Tektro 275A, forged two finger w/ 2pc clamp, 15mm cable pull
Odyssey 1/2"x1/8"x13t for M30 thread
KMC Z-510H, 1/2" x 1/8"
Fuse Tubular Cro-Mo, 3pc, 175mm
Fuse, forged alloy spoke design, 36t
Fuse Euro, alloy cups, 4x cartridge bearings, 19mm heat treated Cro-Mo 8 spline spindle
Specialized 9/16" alloy platform
Sun Rhyno Lite XL DW w/ eyelet (CNC side wall rear only)
Specialized Fuse, 36h, sealed hollow 14mm axle
Specialized Fuse, alloy compact Flip-side M-30, 36h, sealed 4x bearing, hollow 14mm axle
2.0mm (14g) stainless
Specialized Rhythm Sport, 20x2.1", 30TPI, wire bead
Specialized Compound Sport, 20x2.0", 30TPI, wire bead
Specialized Schraeder valve
Specialized Fuse 8 Jumping
Alloy micro adjust, 30.9mm
CNC'd alloy, single bolt
Owners manual, chainguard, reflectors, 2x heat treated steel axle pegs w/ anti-spin hardware

Fuse 16
Hi-Ten 16.5" frame, formed DT/TT, tig welded, externally relieved head tube, threaded Euro BB, 6mm dropouts for 14mm axle
N/A
Hi-Ten, 1 1/8" threadless, 1.2mm 1 1/4" blades, 6mm dropouts for 14mm axle
1 1/8" threadless
Fuse forged alloy 1 1/8" A-Head, 50mm
Hi-Ten 2pc, 165mm rise, 560mm wide, 10 degree back, 5 degree upsweep
Fuse File Kraton w/ flange
N/A
Tektro FX330, linear spring, 15mm offset arms w/ grey soft compound pads
Tektro SBL-89, two finger, 16mm cable pull
N/A
N/A
N/A
Odyssey 1/2"x1/8"x13t for M30 thread
KMC Z-510, 1/2" x 1/8"
Fuse Tubular Cro-Mo, 3pc, 140mm
Fuse, forged alloy spoke design, 30t
Euro steel cups, loose ball w/ 19mm heat treated Cro-Mo 8 spline spindle
Specialized alloy platform, 9/16"
SUN ZX-25, single wall (ground side wall rear only)
Specialized Fuse, 36h, solid 14mm axle, sealed mech.
Specialized Fuse, alloy Flip-side M-30, 36h w/ 14mm axle, sealed mech.
2.0mm (14g) stainless
Specialized Compound Sport, 16x2.0", 30TPI, wire bead
Specialized Compound Sport, 16x2.0", 30TPI, wire bead
Specialized Schraeder valve
Specialized Fuse 7 Jumping
Alloy micro adjust, 30.9mm
CNC alloy, single bolt
Owners manual, chainguard, reflectors, 2x steel axle pegs w/ anti-spin hardware

Vita Multi-Sport Women's
Specialized A1 Premium Aluminum, double-butted aero tubing, Designs for Women compact aero multi-sport geometry
Specialized Carbon, carbon fiber legs, Cro-Mo steerer
Specialized Integrated, 1 1/8" integrated threadless, sealed bearings, alloy 20mm cone with two 5mm alloy spacers
Specialized 3D forged alloy, 10 degree rise, 26.0mm clamp
Specialized Comp handlebar, alloy short-reach drop, 26.0 clamp, with Profile Designs Air Stryke aero bars
Body Geometry Bar Phat, cork ribbon w/2.5mm gel padding
Dual pivot, forged alloy, w/cartridge multi-condition pads
Dual pivot, forged alloy, w/cartridge multi-condition pads
Shimano 105, 9-speed, STI, flight deck compatible
Shimano Tiagra, 31.8mm clamp, bottom pull
Shimano 105, 9-speed, long cage
Shimano 105, 9-speed, STI, flight deck compatible
Shimano HG50, 12-25t
Shimano HG73, 9-speed
FSA Gossamer MegaExo, 2-piece compact crankset
50x36T
FSA integrated, exterior cartridge bearings, alloy
Composite body, alloy cage, with toe clips and straps
Alex ALX 298, alloy double wall rim, machined sidewalls
Alex ALX 298, 20 hole, QR
Alex ALX 298, 24 hole, aluminum freehub body, four cartridge bearings, QR
Stainless 14g aero
Specialized All Condition Pro, 700 x 23c, aramid bead, 120TPI
Specialized All Condition Pro, 700 x 23c, aramid bead, 120TPI
Specialized standard presta tube, 0.9mm thickness
Body Geometry Dolce Women's saddle, Cro-Mo rails
Specialized aero alloy seatpost, 27.2mm
Specialized CNC, alloy
Chain stay protector, reflectors, chain catcher, clear coat, owners manual

Fuse 2
Hi-Ten 20.5" TT frame with Cro-Mo DT/TT/ST, tig welded, externally relieved head tube, Euro BB, 6mm dropouts for 14mm axle
Hi-Ten, 1 1/8" threadless w/ reinforced steerer, 1.6mm 1 1/4" blades, 6mm dropouts for 14mm axle
1 1/8" threadless
Fuse forged alloy 1 1/8" A-Head, 50mm
Hi-Ten 2pc, 620mm width, 195mm rise, 11 degree back, 6 degree upsweep
Fuse File Kraton w/ flange
N/A
Tektro FX330, linear spring, 15mm offset arms w/ grey soft compound pads
Tektro SBL-89, Tektro logo, two finger, 16mm cable pull
Odyssey 1/2"x1/8"x13t for M30 thread
KMC Z-510, 1/2" x 1/8"
Fuse Tubular Cro-Mo, 3pc, 175mm
Fuse, forged alloy spoke design, 36t
Fuse Euro, steel cups, 4x cartridge bearings, 19mm heat treated Cro-Mo 8 spline spindle
Specialized 9/16" alloy platform
Sun Rhyno Lite XL DW w/ eyelet (CNC side wall rear only)
Specialized Fuse, 36h, solid 14mm axle, sealed mech.
Specialized Fuse, alloy Flip-side M-30, 36h w/ 14mm axle, sealed mech.
2.0mm (14g) stainless
Specialized Rhythm Sport, 20x2.1", 30TPI, wire bead
Specialized Compound Sport, 20x2.0", 30TPI, wire bead
Specialized Schraeder valve
Specialized Fuse 8 Jumping
Alloy micro adjust, 30.9mm
CNC'd alloy, single bolt
Owners manual, chainguard, reflectors, 2x steel axle pegs w/ anti-spin hardware

HOTROCK
Hotrock A1-FSR
A1 Premium Aluminum, FSR technology, double butted ORE TT/DT, relieved head tube, 100% cartridge bearing, 4-bar linkage w/ 75mm travel, w/ replaceable 98954020 derailleur hanger
Tough Shock FDR, rebound adj, 150mm x 31mm, forged alloy extender w/ bearing pivot, 300lb spring
RST Capa T7A, 50mm, 1pc alloy lowers, alloy steerer, Ti color stanchion, coil mcu spring w/ preload adjust
1 1/8" threadless
Alloy A-Head
Alloy, 30mm rise, 580mm wide, 8 degree sweep
Kraton Revo type
Tektro "V" w/ linear spring
Tektro "V" w/ linear spring
Tektro Jr.
Shimano Acera M-330
Shimano Altus CT-95
Shimano RS-41 Revo Twist
Shimano HG-37 freewheel, 7-speed, 14-28t
Shimano HG-40, 1/2" x 3/32"
Truvativ ISO-Flow w/ alloy outer ring, 160mm
42A/32S/22S
Truvativ cartridge, square taper, 68 x 113mm
Steel cage, composite body, 9/16"
Specialized/Alex HRXC, 24", double wall, CNC side walls
Forged alloy, 32h, QR
Forged alloy, freewheel type, 32h, QR
1.8mm (15g) stainless
Specialized Roll-X, 24x1.8", 60TPI, wire bead
Specialized Roll-X, 24x1.8", 60TPI, wire bead
Specialized Schraeder valve
Specialized Body Geometry, ATB Kid's
Alloy micro adjust 27.2mm
Alloy collar w/ QR
Chain stay protector, water bottle and cage, reflectors, clear coat, owners manual

HOTROCK

MODEL	Hotrock A1-FS
FRAME	A1 Premium Aluminum, 24" frame w/ externally relieved head tube, double butted and formed ORE DT/TT, disc mount, forged drop outs w/ replaceable 98954020 derailleur hanger
FORK	RST Capa T7A, 50mm, 1pc alloy lowers, alloy steerer, Ti color stanchion, coil mcu spring w/ preload adjust
HEADSET	1 1/8" threadless
STEM	Alloy A-Head
HANDLEBARS	Alloy, flat, 540mm wide, 6 degree sweep
GRIPS	Kraton Revo type
FRONT BRAKE	Tektro "V" w/ linear spring
REAR BRAKE	Tektro "V" w/ linear spring
BRAKE LEVERS	Tektro Jr.
FRONT DERAILLEUR	Shimano Acera M-330
REAR DERAILLEUR	Shimano Altus CT-95
SHIFT LEVERS	Shimano RS-41 Revo Twist
CASSETTE/ FREEWHEEL	Shimano HG-37 freewheel, 7-speed, 14-28t
CHAIN	Shimano HG-40, 1/2" x 3/32"
CRANKSET	Truvativ ISO-Flow w/ alloy outer ring, 160mm
CHAINRINGS	42A/32S/22S
BOTTOM BRACKET	Truvativ cartridge, square taper, 68 x 113mm
PEDALS	Steel cage, composite body, 9/16"
RIMS	Specialized/Alex HRXC, 24", double wall, CNC side walls
FRONT HUB	Forged alloy, 32h, QR
REAR HUB	Forged alloy, freewheel type, 32h, QR
SPOKES	1.8mm (15g) stainless
FRONT TIRE	Specialized Roll-X, 24x1.8", 60TPI, wire bead
REAR TIRE	Specialized Roll-X, 24x1.8", 60TPI, wire bead
TUBES	Specialized schraeder valve
SADDLE	Specialized Body Geometry, ATB Kid's
SEAT POST	Alloy micro adjust 27.2mm
SEAT BINDER	Alloy collar w/ QR
NOTES	Chain stay protector, water bottle and cage, reflectors, clear coat, owners manual

Hotrock A1-FS Girls
A1 Premium Aluminum, 24" frame w/ externally relieved head tube, double butted and formed ORE DT/TT, disc mount, forged drop outs w/ replaceable 98954020 derailleur hanger
RST Capa T7A, 50mm, 1pc alloy lowers, alloy steerer, Ti color stanchion, coil mcu spring w/ preload adjust
1 1/8" threadless
Alloy A-Head
Alloy, flat, 540mm wide, 6 degree sweep
Kraton Revo type
Tektro "V" w/ linear spring
Tektro "V" w/ linear spring
Tektro Jr.
Shimano Acera M-330
Shimano Altus CT-95
Shimano RS-41 Revo Twist
Shimano HG-37 freewheel, 7-speed, 14-28t
Shimano HG-40, 1/2" x 3/32"
Truvativ ISO-Flow w/ alloy outer ring, 160mm
42A/32S/22S
Truvativ cartridge, square taper, 68 x 113mm
Steel cage, composite body, 9/16"
Specialized/Alex HRXC, 24", double wall, CNC side walls
Forged alloy, 32h, QR
Forged alloy, freewheel type, 32h, QR
1.8mm (15g) stainless
Specialized Roll-X, 24x1.8", 60 TPI, wire bead
Specialized Roll-X, 24x1.8", 60 TPI, wire bead
Specialized schraeder valve
Specialized Body Geometry, ATB Kid's
Alloy micro adjust 27.2mm
Alloy collar w/ QR
Chain stay protector, water bottle and cage, reflectors, clear coat, owners manual

Hotrock 24 Boys/Girls Triple
A1 Premium Aluminum, 24" frame w/ low standover top tube, forged drop outs w/ replaceable 98954020 derailleur hanger
RST Capa C7, 50mm, 1pc alloy lower, coil spring, spring assisted seal
1 1/8" threadless
Alloy A-Head
Hi-Ten, 50mm rise, 580mm wide, 10 degree sweep
Kraton Revo type
Tektro "V" w/ linear spring
Tektro "V" w/ linear spring
Tektro Jr.
Shimano C-050
Shimano TY
Shimano RS-31 Revo Twist
Shimano HG-37 freewheel, 7-speed, 14-28t
Shimano HG-40, 1/2" x 3/32"
Sugino, forged alloy arms, chain guard, 152mm
42S/34S/24S (riveted c'rings)
VP, watersealed loose ball, square taper, 68 x 124mm
Composite platform, 9/16"
Alex C-1000 alloy single wall
Forged alloy, nutted 3/8" axle, 36h
Forged Alloy, freewheel type, 36h, nutted 3/8" axle
2.0mm (14g) stainless
Specialized Roller, 24x2.125", 30 TPI, wire bead
Specialized Roller, 24x2.125", 30 TPI, wire bead
Specialized schraeder valve
Specialized Hotrock Jumping
Alloy micro adjust 27.2mm
Alloy collar w/ QR
Chain stay protector, water bottle and cage, reflectors, clear coat, owners manual

MODEL	Hotrock 24 Boys/Girls
FRAME	A1 Premium Aluminum, 24" frame w/ low standover top tube, forged drop outs w/ replaceable 98954020 derailleur hanger
FORK	RST Capa C7, 50mm, 1pc alloy lower, coil spring, spring assisted seal
HEADSET	1 1/8" threadless
STEM	Alloy A-Head
HANDLEBARS	Hi-Ten, 50mm rise, 580mm wide, 10 degree sweep
GRIPS	Kraton Revo type
FRONT BRAKE	Tektro "V" w/ linear spring
REAR BRAKE	Tektro "V" w/ linear spring
BRAKE LEVERS	Tektro Jr.
FRONT DERAILLEUR	N/A
REAR DERAILLEUR	Shimano TY
SHIFT LEVERS	Shimano RS-31 Revo Twist
CASSETTE/ FREEWHEEL	Shimano HG-37 freewheel, 7-speed, 14-28t
CHAIN	Shimano HG-40, 1/2" x 3/32"
CRANKSET	Sugino, forged alloy arms, chain guide, 152mm
CHAINRINGS	36t stamped steel w/ outer guard and dual roller chain guide
BOTTOM BRACKET	VP, watersealed loose ball, square taper, 68 x 128mm
PEDALS	Composite platform, 9/16"
RIMS	Alex C-1000 alloy single wall
FRONT HUB	Forged alloy, nutted 3/8" axle, 36h
REAR HUB	Forged Alloy, freewheel type, 36h, nutted 3/8" axle
SPOKES	2.0mm (14g) stainless
FRONT TIRE	Specialized Roller, 24x2.125", 30 TPI, wire bead
REAR TIRE	Specialized Roller, 24x2.125", 30 TPI, wire bead
TUBES	Specialized schraeder valve
SADDLE	Specialized Hotrock Jumping
SEAT POST	Alloy micro adjust 27.2mm
SEAT BINDER	Alloy collar w/ QR
NOTES	Chain stay protector, water bottle and cage, reflectors, clear coat, owners manual

Hotrock 20 Boys/Girls
A1 Premium Aluminum, 20" frame w/ low standover top tube design, integrated kickstand, horizontal drop outs
RST 200K, 50mm, 1pc alloy lower, coil spring, spring assisted seal
1 1/8" threadless
Alloy A-Head
Hi-Ten, 30mm rise, 560mm wide, 10 degree sweep
Kraton Revo type
Tektro "V" w/ linear spring
Tektro "V" w/ linear spring
Tektro Jr.
N/A
Shimano TY
Shimano RS-31 Revo Twist
Shimano HG-22 freewheel, 6-speed, 14-28t
Shimano HG-40, 1/2" x 3/32"
Sugino, forged alloy arms, chain guide, 127mm
36t stamped steel w/ outer guard and dual roller chain guide
VP, watersealed loose ball, square taper, 68 x 128mm
Composite platform, 9/16"
Alex C-1000 alloy single wall
Forged alloy, nutted 3/8" axle, 36h
Forged Alloy, freewheel type, 36h, nutted 3/8" axle
2.0mm (14g) stainless
Specialized Roller, 20x2.125", 30 TPI, wire bead
Specialized Roller, 20x2.125", 30 TPI, wire bead
Specialized schraeder valve
Specialized Hotrock Jumping
Alloy micro adjust 27.2mm
Alloy collar w/ QR
Chain stay protector, water bottle and cage, reflectors, clear coat, owners manual

Hotrock 20 Boys/Girls Coaster
A1 Premium Aluminum, 20" frame w/ low standover top tube design, integrated kickstand, horizontal drop outs
Hi-Ten 1 1/8" threadless
1 1/8" threadless
Alloy A-Head
Hi-Ten 2pc
Kraton w/ flange
N/A
Coaster w/ Tektro "V"
Tektro Jr.
N/A
N/A
N/A
N/A
KMC Z-410, 1/2" x 1/8"
Heat treated Hi-Ten, 1pc, 114mm
36t stamped steel
Heat treated Hi-Ten cups, loose ball for OPC
Composite platform, 1/2"
Alloy single wall
Joy Tech, steel, 36h, nutted
Joy Tech coaster, 36h, nutted
2.0mm (14g) UCP
Specialized Roller, 20x2.125", 30 TPI, wire bead
Specialized Roller, 20x2.125", 30 TPI, wire bead
Specialized schraeder valve
Specialized Hotrock Jumping
Steel 25.4mm
Alloy single bolt
Integrated kickstand, water bottle and cage, reflectors, clear coat, owners manual

MODEL	Hotrock 16 Boys/Girls
FRAME	A1 Premium Aluminum, 16" frame w/ low standover top tube design, integrated kickstand mount, horizontal drop outs
FORK	A1 Premium Aluminum blade, 1 1/8" threadless Hi-Ten steerer
HEADSET	1 1/8" threadless
STEM	Alloy A-Head
HANDLEBARS	Alloy 2pc
GRIPS	Kraton w/ flange
FRONT BRAKE	N/A
REAR BRAKE	Coaster
BRAKE LEVERS	N/A
FRONT DERAILLEUR	N/A
REAR DERAILLEUR	N/A
SHIFT LEVERS	N/A
CASSETTE/ FREEWHEEL	N/A
CHAIN	KMC Z-410, 1/2" x 1/8"
CRANKSET	Heat treated Hi-Ten, 1pc, 95mm
CHAINRINGS	28t stamped steel
BOTTOM BRACKET	Heat treated Hi-Ten cups, loose ball for OPC
PEDALS	Composite platform, 1/2"
RIMS	Alloy single wall
FRONT HUB	Joy Tech, steel, 28h, nutted
REAR HUB	Joy Tech coaster, 28h, nutted
SPOKES	2.0mm (14g) UCP
FRONT TIRE	Specialized Roller, 16x2.125", 22 TPI, wire bead
REAR TIRE	Specialized Roller, 16x2.125", 22 TPI, wire bead
TUBES	Specialized schraeder valve
SADDLE	Specialized Hotrock Jumping
SEAT POST	Steel 22.2mm
SEAT BINDER	Alloy single bolt
NOTES	Chain guard, cross bar pad, training wheels, owners manual

Hotrock 12 Boys/Girls
A1 Premium Aluminum, "Ground Control" geo 12" frame w/ low standover top tube design, horizontal drop outs
A1 Premium Aluminum blade, 1" threaded Hi-Ten steerer
1" threaded
Alloy 1" quill
Alloy 2pc
Kraton w/ flange
N/A
Coaster
N/A
N/A
N/A
N/A
N/A
KMC Z-410, 1/2" x 1/8"
Heat treated Hi-Ten, 1pc, 75mm
28t stamped steel
Heat treated Hi-Ten cups, loose ball for OPC
Composite platform, 1/2"
Alloy single wall
Joy Tech, steel, 16h, nutted
Joy Tech coaster, 16h, nutted
2.0mm (14g) UCP
Specialized Roller, 12x2.125", 22 TPI, wire bead
Specialized Roller, 12x2.125", 22 TPI, wire bead
Specialized schraeder valve
Specialized Hotrock Jumping
Steel 22.2mm (integrated w/ saddle)
Alloy single bolt
Chain guard, cross bar pad, training wheels, owners manual

ENDURO SL PRO CARBON

Size	S	M	L	XL
Seat Tube Length, C-T	421	444	483	533
Top Tube Length (Horizontal)*	559	591	620	647
Top Tube Length (Actual)**	545	574	602	630
Chainstay Length	421	421	421	421
Bottom Bracket Height Low/Short	345	345	345	345
Bottom Bracket Height Low/Long	356	356	356	356
Bottom Bracket Height High/Short	356	356	356	356
Bottom Bracket Height High/Long	367	367	367	367
Seat Tube Angle Low/Short	73.3°	73.3°	73.3°	73.3°
Seat Tube Angle Low/Long	71.9°	71.9°	71.9°	71.9°
Seat Tube Angle High/Short	74.2°	74.2°	74.2°	74.2°
Seat Tube Angle High/Long	72.8°	72.8°	72.8°	72.8°
Head Tube Angle Low/Short	68.4°	68.4°	68.4°	68.4°
Head Tube Angle Low/Long	67°	67°	67°	67°
Head Tube Angle High/Short	69.3°	69.3°	69.3°	69.3°
Head Tube Angle High/Long	67.9°	67.9°	67.9°	67.9°
Wheel Base	1115	1147	1177	1205
Standover Height	742	748	762	782
Head Tube Length	129	139	153	179
Handlebar Width	660	660	660	660
Stem Length	60	80	80	100
Crank Length	170	175	175	175
Seatpost Length	367	367	410	410

ENDURO SL ALLOY PRO, EXPERT, COMP

Size	S	M	L	XL
Seat Tube Length, C-T	421	444	483	533
Top Tube Length (Horizontal)*	559	591	620	647
Top Tube Length (Actual)**	545	574	602	630
Chainstay Length	421	421	421	421
Bottom Bracket Height Low/Short	345	345	345	345
Bottom Bracket Height Low/Long	356	356	356	356
Bottom Bracket Height High/Short	356	356	356	356
Bottom Bracket Height High/Long	367	367	367	367
Seat Tube Angle Low/Short	73.3°	73.3°	73.3°	73.3°
Seat Tube Angle Low/Long	71.9°	71.9°	71.9°	71.9°
Seat Tube Angle High/Short	74.2°	74.2°	74.2°	74.2°
Seat Tube Angle High/Long	72.8°	72.8°	72.8°	72.8°
Head Tube Angle Low/Short	68.4°	68.4°	68.4°	68.4°
Head Tube Angle Low/Long	67°	67°	67°	67°
Head Tube Angle High/Short	69.3°	69.3°	69.3°	69.3°
Head Tube Angle High/Long	67.9°	67.9°	67.9°	67.9°
Wheel Base	1115	1147	1177	1205
Standover Height	742	748	762	782
Head Tube Length	102	108	128	150
Handlebar Width	660	660	660	660
Stem Length	60	80	80	100
Crank Length	170	175	175	175
Seatpost Length	350	350	400	400

ENDURO 5.4", ELITE, FSR

Size	S	M	L	XL
Seat Tube Length, C-T	17"	18"	19"	21"
Top Tube Length*	566	596	623	656
Top Tube Length**	528	562	590	633
Chainstay Length	424	424	424	424
Bottom Bracket Height Low	337	337	337	337
Bottom Bracket Height High	349	349	349	349
Seat Tube Angle Low	68°	68°	68°	68°
Seat Tube Angle High	69°	69°	69°	69°
Head Tube Angle Low	68°	68°	68°	68°
Head Tube Angle High	69°	69°	69°	69°
Wheel Base	1097	1129	1156	1189
Standover Height	705	755	769	791
Head Tube Length	102	108	122	128
Handlebar Width	640	640	640	640
Stem Length	60	75	90	105
Crank Length	170	175	175	175
Seatpost Length	350	350	400	400

ENDURO 6.0", PRO, EXPERT

Size	S	M	L	XL
Seat Tube Length, C-T	17"	18"	19"	21"
Top Tube Length*	566	596	623	656
Top Tube Length**	528	562	590	633
Chainstay Length	424	424	424	424
Bottom Bracket Height Low -110***	343	343	343	343
Bottom Bracket Height Low -130***	350	350	350	350
Bottom Bracket Height Low -150***	357	357	357	357
Bottom Bracket Height High -110***	355	355	355	355
Bottom Bracket Height High -130***	362	362	362	362
Bottom Bracket Height High -150***	369	369	369	369
Seat Tube Angle Low -110***	69°	69°	69°	69°
Seat Tube Angle Low -130***	68°	68°	68°	68°
Seat Tube Angle Low -150***	67°	67°	67°	67°
Seat Tube Angle High -110***	70°	70°	70°	70°
Seat Tube Angle High -130***	69°	69°	69°	69°
Seat Tube Angle High -150***	68°	68°	68°	68°
Head Tube Angle Low -110***	69°	69°	69°	69°
Head Tube Angle Low -130***	68°	68°	68°	68°
Head Tube Angle Low -150***	67°	67°	67°	67°
Head Tube Angle High -110***	70°	70°	70°	70°
Head Tube Angle High -130***	69°	69°	69°	69°
Head Tube Angle High -150***	68°	68°	68°	68°
Wheel Base	1097	1129	1156	1189
Standover Height	705	755	769	791
Head Tube Length	102	108	122	128
Handlebar Width	640	640	640	640
Stem Length	60	75	90	105
Crank Length	170	175	175	175
Seatpost Length	350	350	400	400

STUMPJUMPER FSR PRO CARBON

Size	S	M	L	XL
Seat Tube Length, C-T	445	445	483	533
Top Tube Length (Horizontal)*	551	587	612	638
Top Tube Length (Actual)**	529	564	590.2	618
Chainstay Length	424	424	424	424
Bottom Bracket Height Low/Short	332	332	332	332
Bottom Bracket Height Low/Mid	338	338	338	338
Bottom Bracket Height Low/Long	344	344	344	344
Seat Tube Angle Low/Short	74°	74°	74°	74°
Seat Tube Angle Low/Mid	73°	73°	73°	73°
Seat Tube Angle Low/Long	72°	72°	72°	72°
Head Tube Angle Low/Short	70.5°	70.5°	70.5°	70.5°
Head Tube Angle Low/Mid	69.5°	69.5°	69.5°	69.5°
Head Tube Angle Low/Long	68.5°	68.5°	68.5°	68.5°
Wheel Base	1060	1097	1122	1151
Standover Height	728	738	754	762
Head Tube Length	129	139	146	176
Handlebar Width	640	640	640	640
Stem Length	75	90	100	110
Crank Length	170	175	175	175
Seatpost Length	367	367	410	410

STUMPJUMPER FSR PRO

Size	S	M	L	XL	W-S	W-M	W-L
Seat Tube Length, C-T	432	445	483	533	432	445	483
Top Tube Length (Horizontal)*	550	585	620	640	535	560	595
Top Tube Length (Actual)**	520	554	586	605	505	529	562
Chainstay Length	424	424	424	424	424	424	424
Bottom Bracket Height Low/Short	329	329	329	329	329	329	329
Bottom Bracket Height Low/Mid	335	335	335	335	335	335	335
Bottom Bracket Height Low/Long	341	341	341	341	341	341	341
Seat Tube Angle Low/Short	72.5°	72.5°	72.5°	72.5°	72.5°	72.5°	72.5°
Seat Tube Angle Low/Mid	71.5°	71.5°	71.5°	71.5°	71.5°	71.5°	71.5°
Seat Tube Angle Low/Long	70.5°	70.5°	70.5°	70.5°	70.5°	70.5°	70.5°
Head Tube Angle Low/Short	70.5°	70.5°	70.5°	70.5°	70.5°	70.5°	70.5°
Head Tube Angle Low/Mid	69.5°	69.5°	69.5°	69.5°	69.5°	69.5°	69.5°
Head Tube Angle Low/Long	68.5°	68.5°	68.5°	68.5°	68.5°	68.5°	68.5°
Wheel Base	1058	1095	1130	1151	1042	1068	1105
Standover Height	709	713	721	730	710	711	718
Head Tube Length	100	110	120	150	100	110	130
Handlebar Width	640	640	640	640	620	620	620
Stem Length	75	90	105	120	75	90	90
Crank Length	170	175	175	175	170	170	175
Seatpost Length	350	350	400	400	350	350	350

FSR XC PRO, COMP

Size	S	M	L	XL	W-S	W-M	W-L
Seat Tube Length, C-T	433	445	483	534	433	445	483
Top Tube Length (Horizontal)*	551	587	612	638	535	560	595
Top Tube Length (Actual)**	535	568	590	618	521	543	574
Chainstay Length	424	424	424	424	424	424	424
Bottom Bracket Height Low/Mid	321	321	321	321	321	321	321
Seat Tube Angle Low/Mid	73°	73°	73°	73°	73°	73°	73°
Head Tube Angle Low/Mid	69.5°	69.5°	69.5°	69.5°	69.5°	69.5°	69.5°
Wheel Base	1038	1075	1100	1128	1022	1047	1083
Standover Height	732	740	753	762	730	733	753
Head Tube Length	100	110	120	148	100	100	120
Handlebar Width	640	640	640	640	620	620	620
Stem Length	75	90	105	105	75	90	90
Crank Length	170	175	175	175	170	170	175
Seatpost Length	350	350	400	400	350	350	350

EPIC MARATHON CARBON

Size	S	M	L	XL
Seat Tube Length, C-T	394	444	483	533
Top Tube Length (Horizontal)*	554	589	615	641
Top Tube Length (Actual)**	538	572	597	624
Chainstay Length	427	427	427	427
Bottom Bracket Height	331	331	331	331
Seat Tube Angle	74°	74°	74°	74°
Head Tube Angle	70.5°	70.5°	70.5°	70.5°
Wheel Base	1058	1094	1120	1149
Standover Height	762	769	788	791
Head Tube Length	124	136	146	176
Handlebar width	640	640	640	640
Stem Length	75	90	105	120
Crank Length	170	175	175	175
Seatpost Length	360	360	410	410

EPIC ALLOY

Size	S	M	L	XL
Seat Tube Length, C-T	394	444	483	533
Top Tube Length (Horizontal)*	554	589	615	641
Top Tube Length (Actual)**	538	572	597	624
Chainstay Length	427	427	427	427
Bottom Bracket Height	331	331	331	331
Seat Tube Angle	74°	74°	74°	74°
Head Tube Angle	70.5°	70.5°	70.5°	70.5°
Wheel Base	1058	1094	1120	1149
Standover Height	749	753	760	774
Head Tube Length	100	110	120	150
Handlebar width	640	640	640	640
Stem Length	75	90	105	120
Crank Length	170	175	175	175
Seatpost Length	350	350	400	400

All measurements are in millimeters unless otherwise stated.

* TT is measured horizontally from center of HT to center of ST

** Actual, measured along the length of the tube

*** Number reflects fork travel setting

SX TRAIL

Size	SX FRAME						DEMO 8			DEMO 7 II, 7 I			BIGHIT		
	S	M	L	XL	Short	Long	S	M	L	S	M	L	S	M	L
Seat Tube Length, C-T	432	457	483	533	406	432	432	432	457	432	432	457	457	457	483
Top Tube Length (Horizontal)*	556	579	606	638	566	596	550	575	592	550	575	595	560	585	613
Top Tube Length (Actual)**	526	547	574	613	526	556	501	525	548	501	525	548	499	524	549
Chainstay Length	424	424	424	424	420	420	421	421	421	421	421	421	428	428	428
Bottom Bracket Height Low	356	356	356	356	311	311	368	368	368	362	362	362	362	362	362
Bottom Bracket Height High	369	369	369	369	322	322	380	380	380	374	374	374	387	387	387
Seat Tube Angle Low	70°	70°	70°	70°	68°	68°	65°	65°	65°	65°	65°	65°	61°	61°	61°
Seat Tube Angle High	71°	71°	71°	71°	69°	69°	66°	66°	66°	66°	66°	66°	63°	63°	63°
Head Tube Angle Low	66.5°	66.5°	66.5°	66.5°	68°	68°	64°	64°	64°	65°	65°	65°	66°	66°	66°
Head Tube Angle High	67.5°	67.5°	67.5°	67.5°	69°	69°	65°	65°	65°	66°	66°	66°	68°	68°	68°
Wheel Base	1132	1155	1182	1214	1081	1111	1175	1203	1220	1160	1185	1205	1130	1148	1164
Standover Height	769	771	785	808	172	174	754	759	769	748	753	763	776	777	779
Head Tube Length	102	108	122	128	102	108	120	120	120	120	120	120	120	120	120
Handlebar Width	660	660	660	660	660	660	680	680	680	680	680	680	680	680	680
Stem Length	40	40	40	40	40	40	40	40	40	40	40	40	40	40	40
Crank Length	170	170	170	170	170	170	170	170	170	170	170	170	170	170	170
Seatpost Length	330	330	330	330	367	367	367	367	367	367	367	367	300	300	300

P.3, P.2, P.2 CRO-MO, P.1

Size	STUMPJUMPER HARDTAIL MARATHON, COMP, STUMPJUMPER												ROCKHOPPER				
	Long13.5	13.5	15.5	17	18	19	21	13.5W	15.5W	17W	18W	13"	15"	17"	19"	21"	23"
Seat Tube Length, C-T	373	342.9	393.7	431.8	457.2	482.6	533.4	342.9	393.7	431.8	457.2	330	381	432	483	533	585
Seat Tube Length, C-C	248/300	274	324	362	387	413	463	273	324	362	388	248	299	350	401	452	503
Top Tube Length (Horizontal)*	585	535	555	585	600	620	640	530	545	570	595	545	565	590	615	640	660
Top Tube Length (Actual)**	567/585	525	535	561	576	595	617	523	526	547	571	546	551	568	590	515	638
Chainstay Length	400	424	424	424	424	424	424	424	424	424	424	36	36	36	36	36	36
Bottom Bracket Drop	40	---	---	---	---	---	---	---	---	---	---	299	299	299	299	299	299
Bottom Bracket Height	303	304	304	304	304	304	304	304	304	304	304	426	426	426	426	426	426
Seat Tube Angle	71°	73°	73°	73°	73°	73°	73°	73.5°	73°	73°	73°	73°	73°	73°	73°	73°	73°
Head Tube Angle	69°	70.5°	71°	71°	71°	71°	71°	70.5°	71°	71°	71°	70°	70°	70°	70°	70°	70°
Rake	44.5	---	---	---	---	---	---	---	---	---	---	38	38	38	38	38	38
Trail	83	---	---	---	---	---	---	---	---	---	---	82	82	82	82	82	82
Front Center	642	---	---	---	---	---	---	---	---	---	---	60	611	632	653	679	705
Wheel Base	1042	1013	1028	1058	1073	1094	1115	1013	1018	1043	1069	1025	1034	1056	1076	1102	1128
Standover Height	683/721	714	738	759	770	792	825	711	735	758	775	688	716	752	784	817	865
Head Tube Length	110	100	100	110	110	130	150	100	100	110	120	100	100	110	120	140	160
Handlebar Width	---	600	600	600	600	600	600	600	600	600	600	---	---	---	---	---	---
Stem Length	---	75	75	90	105	105	120	75	75	90	90	---	---	---	---	---	---
Crank Length	---	170	170	175	175	175	175	170	170	170	175	---	---	---	---	---	---
Seatpost Length	---	350	350	350	350	400	400	350	350	350	350	---	---	---	---	---	---

HARDROCK

Size	XS	S	M	L	XL	XXL	13	15	17	19	21	23	13W	15W	17W	19W	49	52	54	56	58	61
Seat Tube Length, C-T	13"	15"	17"	19"	21"	24"	330	381	432	483	533	584	330	381	432	483	460	490	510	530	550	580
Seat Tube Length, C-C	10.6"	12.3"	14.1"	16.3"	18.1"	21"	261	313	374	425	475	526	220	230	240	250	410	440	460	480	500	530
Top Tube Length (Horizontal)*	21.6"	22.2"	23.2"	24.2"	25.1"	26.1"	540	555	580	605	630	655	530	545	565	590	518	537	548	565	582	600
Top Tube Length (Actual)**	21.4"	21.6"	22.3"	23.2"	24.2"	25.4"	---	---	---	---	---	---	---	---	---	---	---	---	---	---	---	---
Chainstay Length	16.8"	16.8"	16.8"	16.8"	16.8"	16.8"	424	424	424	424	424	424	424	424	424	424	405	405	405	405	407	410
Bottom Bracket Drop	1.5"	1.5"	1.5"	1.5"	1.5"	1.5"	40	40	40	40	40	40	40	40	40	40	71.5	71.5	69	69	67.5	67.5
Bottom Bracket Height	11.8"	11.8"	11.8"	11.8"	11.8"	11.8"	---	---	---	---	---	---	---	---	---	---	---	---	---	---	---	---
Seat Tube Angle	73°	73°	73°	73°	73°	73°	73°	73°	73°	73°	73°	73°	74°	74°	74°	74°	75.5°	74°	73.5°	73.25°	73°	72.5°
Head Tube Angle	70°	70°	70°	70°	70°	70°	70.25°	70.25°	70.25°	70.25°	70.25°	70.25°	70°	70°	70°	70°	72.25°	73°	73°	73.5°	73.5°	74°
Rake	1.4"	1.4"	1.4"	1.4"	1.4"	1.4"	38	38	38	38	38	38	38	38	38	38	45	45	45	43	43	43
Trail	3.2"	3.2"	3.2"	3.2"	3.2"	3.2"	82	82	82	82	82	82	83	83	83	83	62	57	57	56	56	53
Front Center	24"	24.6"	25.6"	26.6"	27.6"	28.6"	597	612	638	663	689	715	600	615	637	662	576	576	583	591	605	612
Wheel Base	40.7"	41.3"	42.3"	43.3"	44.3"	45.3"	1018	1033	1059	1084	1110	1136	1021	1036	1057	1082	970	970	978	986	1003	1013
Standover Height	27.2"	28.4"	29.8"	31"	32.3"	34.2"	704	727	763	785	819	852	683	687	701	705	726	749	770	791	813	840
Head Tube Length	3.9"	3.9"	4.7"	4.7"	5.5"	6.2"	100	100	120	120	140	160	100	100	120	120	100	120	145	170	195	220
Handlebar Width	---	---	---	---	---	---	600	600	600	600	600	600	600	600	600	600	400	400	420	420	440	440
Stem Length	---	---	---	---	---	---	90	100	110	120	120	130	90	90	100	110	75	90	100	100	110	120
Crank Length	---	---	---	---	---	---	170	170	173	173	175	175	170	170	173	175	170	170	172.5	172.5	175	175
Seatpost Length	---	---	---	---	---	---	300	350	350	350	350	350	300	350	350	350	300	350	350	350	350	350

ALLEZ PRO, EXPERT

Size	50	52	54	56	58	60	50	52	54	56	58	62	Jr	Jr Comp
Seat Tube Length, C-T	430	480	500	520	540	580	430	480	500	520	540	580	345	390
Seat Tube Length, C-C	380	430	450	470	490	530	380	430	450	470	490	530	304	350
Top Tube Length (Horizontal)*	518	537	548	565	582	600	518	537	548	565	582	600	450	496
Top Tube Length (Actual)**	502	520	530	546	561	580	501	519	528	544	560	578	437	478
Chainstay Length	405	405	405	405	407	410	405	405	405	405	407	410	385	405
Bottom Bracket Drop	71.5	71.5	69	69	67.5	67.5	71.5	71.5	69	69	67.5	67.5	30	73
Bottom Bracket Height	268.5	268.5	271	271	272.5	272.5	268.5	268.5	271	271	272.5	272.5	---	---
Seat Tube Angle	75.5°	74°	73.5°	73.25°	73°	72.5°	75.5°	74°	73.5°	73.25°	73°	72.5°	76°	76°
Head Tube Angle	72.25°	73°	73°	73.5°	73.5°	74°	71.75°	72.5°	72.5°	73°	73°	73.5°	70°	70.5°
Rake	45	45	45	43	43	43	45	45	45	43	43	43	42	51
Trail	62	57	57	56	56	53	65	60	60	59	59	56	62	66
Front Center	576	576	583	591	605	612	580	580	587	595	610	617	529	574
Wheel Base	970	970	978	986	1003	1013	974	975	982	991	1008	1018	912	967
Standover Height	708	741	761	783	805	839	712	745	767	790	812	843	616	673
Head Tube Length	100	120	140	165	190	220	110	130	155	180	205	230	110	105
Handlebar Width	400	400	420	420	440	440	400	400	420	420	440	440	380	380
Stem Length	80	90	100	100	110	120	80	90	100	100	110	120	60	75
Crank Length	170	170	172.5	172.5	175	175	170	170	172.5	172.5	175	175	152	165
Seatpost Length	300	350	350	350	350	350	300	350	350	350	350	350	300	300

ROUBAIX PRO, EXPERT, COMP, ELITE, ROUBAIX

Size	49	52	54	56	58	61
Seat Tube Length, C-T	450	480	500	520	540	570
Seat Tube Length, C-C	410	430	450	470	490	520
Top Tube Length (Horizontal)*	518	537	548	565	582	600
Top Tube Length (Actual)**	---	---	---	---	---	---
Chainstay Length	412	412	415	415	418	420
Bottom Bracket Drop	73	73	71.5	71.5	70	70
Bottom Bracket Height	---	---	---	---	---	---
Seat Tube Angle	75.5°	74°	73.5°	73.25°	73°	72.5°
Head Tube Angle	72°	72°	72°	72.5°	73°	73°
Rake	49	49	49	49	49	49
Trail	59	59	59	56	56	53
Front Center	582	588	595	606	621	628
Wheel Base	983	989	1000	1010	1029	1038
Standover Height	724	741	760	780	802	826
Head Tube Length	125	145	165	190	215	235
Handlebar Width	400	400	420	420	440	440
Stem Length	75	90	100	100	110	120
Crank Length	170	170	172.5	172.5	175	175
Seatpost Length	300	350	350	350	350	350

SEQUOIA ELITE

49	52	54	56	58	61
450	480	500	520	540	570
410	430	450	470	490	520
518	537	548	565	582	600
504	521	531	546	562	580
412	412	415	415	418	420
73	73	71.5	71.5	70	70
267	267	268.5	268.5	270	270
75.5°	74°	73.5°	73.25°	73°	72.5°
72°	72°	72°	72.5°	73°	73°
49	49	49	49	49	49
59	59	59	56	56	53
582	588	595	606	621	628
983	989	1000	1010	1029	1038
719	737	756	778	800	824
125	145	165	190	215	235
400	400	420	420	440	440
75	90	100	100	110	120
170	170	172.5	172.5	175	175
300	350	350	350	350	350

SEQUOIA

49	52	54	56	58	61
430	480	500	520	540	570
390	430	450	470	490	520
518	537	548	565	582	600
503	521	531	546	562	580
412	412	415	415	418	420
73	73	71.5	71.5	70	70
267	267	268.5	268.5	270	270
75.5°	74°	73.5°	73.25°	73°	72.5°
72°	72°	72°	72.5°	72.5°	73°
49	49	49	49	49	49
59	59	59	56	56	53
582	588	595	606	621	628
983	989	1000	1010	1029	1038
709	737	756	778	800	824
125	145	165	190	215	235
400	400	420	420	440	440
75	90	100	100	110	120
170	170	172.5	172.5	175	175
300	350	350	350	350	350

TRANSITION PRO, EXPERT, COMP, ELITE

Size	49	52	54	56	58	61
Seat Tube Length, C-T	470	480	490	500	520	550
Seat Tube Length, C-C	410	420	430	440	460	490
Top Tube Length (Horizontal)*	500	520	534	548	564	584
Chainstay Length	400	400	400	405	405	410
Bottom Bracket Drop	72	72	70	70	68	68
Seat Tube Angle	76.75°	76.25°	76°	76°	75.5°	75°
Head Tube Angle	71.5°	72°	72°	72.5°	72.5°	72.5°
Rake	45	45	45	43	43	43
Trail	66	63	63	62	62	62
Front Center	575	589	602	611	623	639
Wheel Base	964	978	992	1006	1019	1040
Standover Height	716	726	738	754	776	802
Head Tube Length	90	100	115	135	160	185
Handlebar Width	400	400	400	420	420	420
Stem Length	80	90	100	100	110	120
Crank Length	170	170	172.5	172.5	175	175
Seatpost Length	300	350	350	350	350	350

TRANSITION MULTISPORT

50	52	54	56	58	62
430	480	500	520	540	580
390	430	450	470	490	530
521	531	540	555	572	595
405	405	405	405	407	410
72	72	69	69	68	68
75°	74°	73.5°	73.25°	73°	72.5°
72°	72°	72.25°	72.5°	72.5°	73°
45	45	45	43	43	43
63	63	62	62	62	59
577	579	582	590	605	617
971	973	977	985	1002	1018
716	739	759	778	800	834
100	110	130	150	175	205
400	420	420	420	440	440
90	100	110	120	120	130
170	170	172.5	172.5	175	175
300	350	350	350	350	350

LANGSTER COMP

49	52	54	56	58	61
420	480	500	520	540	570
380	430	450	470	490	530
510	530	540	555	570	588
390	390	390	390	390	390
61	61	59	59	57	57
76°	75°	74.5°	74.25°	74°	73.5°
73°	73°	73.5°	74°	74.5°	74.5°
43	43	43	43	43	43
59	59	56	53	50	50
566	579	580	588	596	608
948	960	963	971	979	992
711	739	760	779	800	826
100	110	130	150	170	195
400	420	420	420	440	440
100	110	130	150	170	195
170	170	172.5	172.5	175	175
300	350	350	350	350	350

LANGSTER

Size	49	52	54	56	58	61
Seat Tube Length, C-T	430	480	500	520	540	580
Seat Tube Length, C-C	380	430	450	470	490	530
Top Tube Length (Horizontal)*	518	537	548	565	582	600
Top Tube Length (Actual)**	---	---	---	---	---	---
Chainstay Length	405	405	405	405	407	410
Bottom Bracket Drop	71.5	71.5	69	69	67.5	67.5
Bottom Bracket Height	---	---	---	---	---	---
Seat Tube Angle	75.5°	74°	73.5°	73.25°	73°	72.5°
Head Tube Angle	71.75°	72.5°	72.5°	73°	73°	73.5°
Rake	45	45	45	43	43	43
Trail	65	60	60	59	59	56
Front Center	580	580	587	595	610	617
Wheel Base	974	975	982	991	1008	1018
Standover Height	708	742	764	786	808	839
Head Tube Length	110	130	155	180	205	230
Handlebar Width	400	400	400	400	400	400
Stem Length	90	90	100	100	110	120
Crank Length	165	165	165	165	170	170
Seatpost Length	300	350	350	350	350	350

TRICROSS EXPERT, COMP, SPORT

49	52	54	56	58	61
490	520	540	560	580	610
430	460	480	500	520	550
515	530	545	560	575	595
500	516	531	545	560	580
440	440	440	440	440	440
71	71	69	69	67	67
278	278	280	280	282	282
75.5°	74.5°	73.5°	73°	72.5°	72°
70°	70.75°	71.5°	72°	72.5°	73°
51	51	51	47	47	47
73	68	63	64	61	58
598	599	600	601	607	616
1028	1029	1030	1032	1038	1047
748	770	787	805	823	849
110	125	140	155	170	195
400	420	420	440	440	440
75	90	100	100	110	120
170	170	172.5	172.5	175	175
300	350	350	350	350	350

GLOBE PRO, EXPERT, SPORT, GLOBE

49	52	55	58	61	45W	49W	53W	57W
425	465	505	545	570	425	465	495	535
360	400	440	480	505	225	225	225	235
545	560	575	600	615	545	560	570	580
524	535	550	573	587	553	565	580	582
452	452	452	452	452	452	452	452	452
65	65	65	65	65	65	65	65	65
285	285	285	285	285	285	285	285	285
75.5°	74.5°	73.5°	72°	72°	76°	75°	74°	73°
69°	69°	70°	70.5°	71°	69°	69°	69°	70°
51	51	51	51	51	51	51	51	51
80	80	73	70	67	80	80	80	73
637	646	645	650	661	637	648	652	646
1081	1090	1089	1094	1105	1081	1092	1096	1090
749	777	797	824	849	687	687	701	702
155	185	185	205	230	155	155	185	185
---	---	---	---	---	---	---	---	---
---	---	---	---	---	---	---	---	---
---	---	---	---	---	---	---	---	---
---	---	---	---	---	---	---	---	---

SIRRUS LTD

Size	49	52	54	56	58	61
Seat Tube Length, C-T	490	525	545	565	585	615
Seat Tube Length, C-C	435	470	490	510	530	560
Top Tube Length (Horizontal)*	515	530	545	560	575	595
Chainstay Length	440	440	440	440	440	440
Bottom Bracket Drop	71	71	69	69	67	67
Seat Tube Angle	75.5°	74.5°	73.5°	73°	72.5°	72°
Head Tube Angle	70°	70.75°	71.5°	72°	72.5°	73°
Rake	51	51	51	47	47	47
Trail	73	68	63	64	61	58
Front Center	598	599	600	601	607	616
Wheel Base	1028	1029	1030	1032	1038	1047
Standover Height	750	773	790	806	824	851
Head Tube Length	110	125	140	155	170	195

SIRRUS PRO, COMP, SPORT

XS	S	M	L	XL
400	445	480	515	565
350	395	430	465	515
510	530	545	565	590
430	425	425	425	425
68	68	65	65	65
76°	75°	74°	73.5°	73°
70°	71.5°	72°	72.5°	73°
50	50	50	50	50
72	63	60	56	53
595	597	600	611	626
1015	1012	1016	1027	1042
715	745	782	814	855
135	150	175	205	240

SIRRUS WOMEN'S

WXS	WS	WM	WL	WXL
355	395	440	475	510
305	340	385	420	455
492	505	525	540	560
425	425	425	425	425
68	68	68	65	65</

CROSSTRAIL LTD, PRO, EXPERT

Size	17	18	19.5	21	22.5	24	W 18	W 19.5	W 20.5	W 22
Seat Tube Length, C-T	432	460	495	535	575	610	455	495	525	565
Seat Tube Length, C-C	375	405	445	475	515	545	255	260	280	280
Top Tube Length (Horizontal)*	575	575	585	595	605	615	570	575	585	600
Top Tube Length (Actual)**	544	544	555	565	574	584	577	583	584	597
Chainstay Length	450	450	450	450	450	450	450	450	450	450
Bottom Bracket Drop	65	65	65	65	65	65	65	65	65	65
Bottom Bracket Height	304	304	304	304	304	304	304	304	304	304
Seat Tube Angle	74°	74°	73.5°	72.5°	71.5°	71°	74°	74°	73°	72.5°
Head Tube Angle	69°	69°	69.5°	69.5°	69.5°	69°	69.5°	69.5°	69.5°	69.5°
Rake	43	43	43	43	43	43	43	43	43	43
Trail	96	96	92	92	92	92	96	92	92	92
Front Center	641	645	649	651	651	657	640	643	646	657
Wheel Base	1083	1087	1091	1093	1093	1099	1082	1085	1088	1099
Standover Height	793	809	829	844	876	901	751	754	765	769
Head Tube Length	110	120	120	130	160	185	130	140	150	160
Handlebar Width	---	---	---	---	---	---	---	---	---	---
Stem Length	---	---	---	---	---	---	---	---	---	---
Crank Length	---	---	---	---	---	---	---	---	---	---
Seatpost Length	---	---	---	---	---	---	---	---	---	---

CROSSROADS ELITE, SPORT

S	M	L	XL	WS	WM
363	411	475	551	363	437
290	358	423	501	210	235
600	615	630	640	600	615
591	581	588	601	624	620
470	465	465	465	465	465
73	73	73	73	73	73
280	280	280	280	280	280
70°	69°	69°	69°	70°	69°
69.5°	69.5°	69°	69°	69.5°	69.5°
40	40	40	40	40	40
89	89	93	93	89	89
625	629	649	659	625	629
1085	1084	1104	1114	1080	1084
736	759	788	825	497	507
150	160	170	190	170	180
620	620	620	620	620	620
85	105	105	105	85	105
170	170	175	175	170	170
300	350	350	350	350	350

EXPEDITION ELITE, SPORT

S	M	L	WS	WM
343	406	470	356	432
227	363	427	217	217
615	625	640	615	625
596	577	591	595	605
475	475	475	475	475
59	59	59	59	59
276	276---	-276--	-276--	276-
67°	67°	67.5°	67°	67.5°
68.5°	68.5°	68.5°	68.5°	68.5°
40	40	40	40	40
89	89	89	89	89
621	630	650	621	636
1089	1099	1119	1089	1104
685	741	780	464	464
170	190	210	170	190
580	580	580	580	580
10	10	10	10	10
170	175	175	175	175
300	350	350	350	350

RUBY PRO, EXPERT, COMP

Size	44	48	51	54	56
Seat Tube Length, C-T	400	430	450	480	500
Seat Tube Length, C-C	360	390	410	430	450
Top Tube Length (Horizontal)*	496	506	518	537	548
Chainstay Length	405	405	405	405	408
Bottom Bracket Drop	73	73	73	73	71.5
Seat Tube Angle	76°	75.75°	75.5°	74°	73.5°
Head Tube Angle	70.5°	71.25°	72°	72°	72°
Rake	51	51	49	49	49
Trail	66	62	59	59	59
Front Center	574	579	582	588	595
Wheel Base	967	973	976	982	993
Standover Height	689	710	725	743	762
Head Tube Length	105	115	125	145	165
Handlebar Width	380	380	400	400	420
Stem Length	75	75	90	100	110
Crank Length	165	165	170	170	172.5
Seatpost Length	300	300	350	350	350

DOLCE ELITE, COMP

44	48	51	54	56
390	430	450	480	500
325	390	410	430	450
496	506	518	537	548
405	405	405	405	408
73	73	73	73	71.5
76°	75.75°	75.5°	74°	73.5°
70.5°	71.25°	72°	72°	72°
51	51	49	49	49
66	62	59	59	59
574	579	582	588	595
967	973	976	982	993
673	710	725	743	762
105	115	125	145	165
380	380	400	400	420
75	75	90	100	110
165	165	170	170	172.5
300	300	350	350	350

DOLCE

44	48	51	54	56
390	430	450	480	500
325	390	410	430	450
496	506	518	537	548
405	405	405	405	408
73	73	73	73	71.5
76°	75.75°	75.5°	74°	73.5°
70.5°	71.25°	72°	72°	72°
51	51	49	49	49
66	62	59	59	59
574	579	582	588	595
967	973	976	982	993
680	715	730	747	767
105	115	125	145	165
380	380	400	400	420
75	75	90	100	110
165	165	170	170	172.5
300	300	350	350	350

VITA MULTISPORT

44	48	51	54	57
385	425	455	485	515
345	385	415	445	475
497	510	521	535	550
405	405	405	405	405
71.5	71.5	71.5	71.5	69
76°	75.5°	75°	74.5°	74°
70.5°	71.5°	72°	72°	72.5°
51	51	49	49	49
66	60	59	59	56
571	575	577	588	595
969	974	976	987	994
676	703	723	739	760
90	105	115	120	130
380	400	400	420	420
90	100	100	110	120
165	167.5	167.5	170	172.5
300	300	350	350	350

EPIC WOMEN'S

Size	S	M	L
Seat Tube Length, C-T	394	444	483
Seat Tube Length, C-C	---	---	---
Top Tube Length (Horizontal)*	540	565	595
TT Length (Actual)**	525	548	581
Chainstay Length	427	427	427
Bottom Bracket Drop	---	---	---
Bottom Bracket Height	331	331	331
Seat Tube Angle	74°	74°	74°
Head Tube Angle	70.5°	70.5°	70.5°
Rake	---	---	---
Trail	---	---	---
Front Center	---	---	---
Wheel Base	1044	1070	1100
Standover Height	719	728	745
Head Tube Length	100	110	120
Handlebar Width	620	620	620
Stem Length	75	90	90
Crank Length	170	170	175
Seatpost Length	350	350	400

ROCKHOPPER WOMEN'S

13"	15"	17"	19"
330	381	432	483
250	301	352	403
520	535	560	580
524	525	544	560
426	426	426	426
36	36	36	36
299	299	299	299
74°	74°	74°	74°
69.5°	69.5°	69.5°	69.5°
38	38	38	38
85	85	85	85
596	611	638	659
1019	1034	1062	1083
623	658	718	753
100	100	110	120
---	---	---	---
---	---	---	---
---	---	---	---
---	---	---	---
---	---	---	---
---	---	---	---

HARDROCK WOMEN'S

S	M	L	XL
13"	15"	17"	19"
10.7"	12"	14.3"	15.2"
21.2"	21.8"	22.6"	23.6"
21.3"	21.5"	22"	22.8"
16.8"	16.8"	16.8"	16.8"
1.5"	1.5"	1.5"	1.5"
11.8"	11.8"	11.8"	11.8"
74°	74°	74°	74°
70°	70°	70°	70°
1.4"	1.4"	1.4"	1.4"
3.2"	3.2"	3.2"	3.2"
24"	24.6"	25.5"	26.4"
40.7"	41.3"	42.2"	43.1"
25.5"	26.4"	28.1"	28.5"
3.9"	3.9"	4.7"	4.7"
---	---	---	---
---	---	---	---
---	---	---	---
---	---	---	---
---	---	---	---
---	---	---	---

FUSE

16	20.5	20.75	21
8.4"	10.5"	10.5"	10.5"
---	---	---	---
---	---	---	---
12.2"	14.25"	14.25"	14.25"
---	---	---	---
9.3"	11.4"	11.4"	11.4"
70°	72°	72°	72°
73°	74.25°	74.25°	74.25°
---	---	---	---
---	---	---	---
---	---	---	---
---	---	---	---
---	---	---	---
---	---	---	---
---	---	---	---
---	---	---	---
---	---	---	---

HOTROCK A1 FSR

Size	12	11	13
Seat Tube Length, C-T	12"	11"	13"
Seat Tube Length, C-C	8.8"	8.8"	10.8"
Top Tube Length (Horizontal)*	19.4"	19"	19.9"
Top Tube Length (Actual)**	19.2"	18.8"	19.2"
Chainstay Length	16.5"	16.5"	16.5"
Bottom Bracket Drop	0.9"	0.9"	0.9"
Bottom Bracket Height	11.1"	11.1"	11.1"
Seat Tube Angle	73°	73°	73°
Head Tube Angle	70°	70°	70°
Rake	1.4"	1.4"	1.4"
Trail	2.8"	2.8"	2.8"
Front Center	21.8"	21.4"	22.2"
Wheel Base	38.3"	37.9"	38.7"
Standover Height	24.2"	24.2"	25.4"
Head Tube Length	3.5"	3.5"	3.5"

HOTROCK A1 FS

20	24
10"	10.9"
8.2"	8.4"
17.9"	20"
17.9"	19.8"
14.9"	16.5"
0.3"	0.9"
9.7"	11.1"
74°	73°
70°	69°
1.4"	1.4"
2"	3.1"
20.7"	22.7"
35.7"	39.2"
21.4"	24.1"
3.9"	4.3"

HOTROCK MULTI

12	16	20
7"	8.2"	9.4"
---	---	---
11.6"	13.1"	17.2"
11.1"	12.7"	17.2"
10.6"	12.2"	15.3"
-0.5"	0.5"	1.1"
6.4"	7.4"	8.8"
78°	74°	76°
72°	71°	72°
1"	1.3"	1.7"
---	---	---
---	---	19.9"
---	---	35.1"
13.3"	12.7"	20.3"
3.1"	3.1"	3.1"

HOTROCK COASTER

12	16	20
7"	8.2"	9.4"
---	---	---
11.6"	13.1"	17.2"
11.1"	12.7"	17.2"
10.6"	12.2"	15.3"
-0.5"	0.5"	1.1"
6.4"	7.4"	8.8"
78°	74°	76°
72°	71°	72°
1"	1.3"	1.7"
---	---	---
---	---	19.9"
---	---	35.1"
13.3"	12.7"	20.3"
3.1"	3.1"	3.1"

2007

BIKES

